


# V-Cell

## Mono Series

### TSS64TN

6" Mono c-Si Solar Cell



### Physical Characteristics

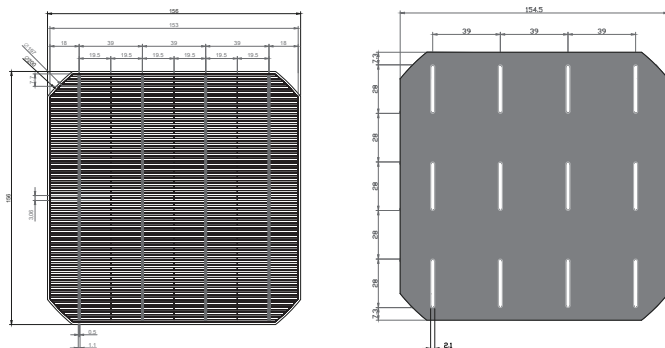
<b>Dimensions</b>	156mm X 156mm ± 0.5mm Diagonal: 200mm
<b>Thickness(Si)</b>	180 μm ± 20 μm, 200 μm ± 30 μm
<b>Front(-)</b>	Alkaline texturized surface with silicon nitride anti-reflecting coating Color: Dark Blue & Blue 4 X 1.1 mm ± 0.1 mm wide segmented bus bars Distance between bus bars : 39 mm
<b>Back(+)</b>	Aluminum back surface field 4 X 3 soldering pads, 2.1 mm ± 0.15 mm wide bus bars Distance between bus bars : 39 mm

### Features

- High Cell-To- Module ratio through precise cell conversion efficiency sorting, classified efficiency grade by both minimum power and current.
- Excellent electrical long-term stability and reliability by using of best raw materials and through strict quality inspection control.
- Low breakage rate by using high qualified and stable wafers.
- High quality homogeneous appearance by sorting into defined color classes.
- 100% screened for reverse current and shunt resistance.
- Excellent passivation quality of the rear side compared to the traditional solar cell is clearly visible in the long wavelength regime.
- The best solution for PV module with above 280W outputs.

### Quality Control and Professional Service

- Regular calibration of test equipment using Fraunhofer ISE reference cell.
- Environmental friendly due to REACH-SVHC and RoHS compliances.
- Professional on-site service and support for module certification.
- Regular light source AAA class calibration for stable conversion efficiency.
- Lowest LID by periodic monitoring and superior wafer incoming control.



### Electrical Characteristics

Efficiency Code		210	208	206	204	202	200	198
Efficiency	Eff(%)	21.00	20.80	20.60	20.40	20.20	20.00	19.80
Power	Pmpp(W)	5.02	4.97	4.92	4.87	4.83	4.78	4.73
Max. Power Current	Impp(A)	8.775	8.744	8.714	8.684	8.652	8.627	8.591
Short Circuit Current	Isc(A)	9.314	9.287	9.260	9.234	9.206	9.183	9.153
Max. Power Voltage	Vmpp(V)	0.572	0.569	0.565	0.561	0.558	0.554	0.551
Open Circuit Voltage	Voc(V)	0.669	0.666	0.663	0.660	0.657	0.653	0.650

Standard test condition: AM1.5, 1000W/m<sup>2</sup>, 25°C  
Average accuracy of all tests is +/-1.5% rel.

# TSS64TN

## 6" Mono c-Si Solar Cell

### Temperature Coefficients

Current Temperature Coefficient	$\alpha(I_{SC})$	0.043%/K
Voltage Temperature Coefficient	$\beta(V_{OC})$	-0.30 %/K
Power Temperature Coefficient	$\gamma(P_{max})$	-0.38 %/K

Standard test condition: AM1.5, 1000W/m<sup>2</sup>, 25°C

### Processing Recommendations

#### Solder Joint

Copper ribbons coated with 15~25µm:  
62%Sn/36%Pb/2%Ag or 60%Sn/40%Pb

Standard test condition: AM1.5, 1000W/m<sup>2</sup>, 25°C

#### Solderability

##### Peel Strength Minimum

> 1.25 N/mm

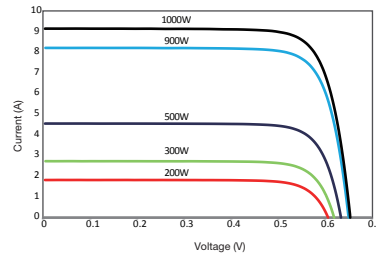
Soldering results may differ due to different flux, ribbons, soldering methods, and parameters.

### Qualifications and Certificates

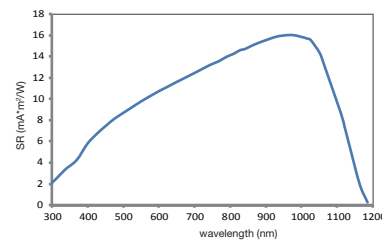


RoHS Compliance  
SVHC tested

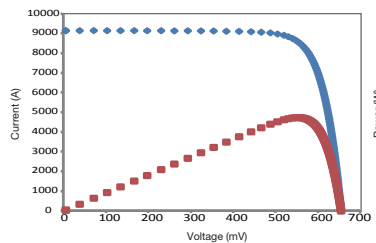
### Typical Current-Voltage Curve



### Typical Spectral Response



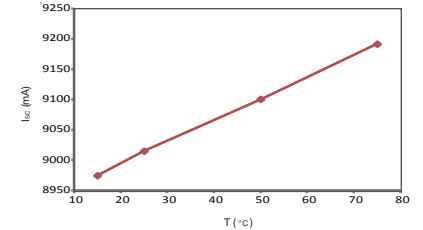
### Typical IV-Power Curve



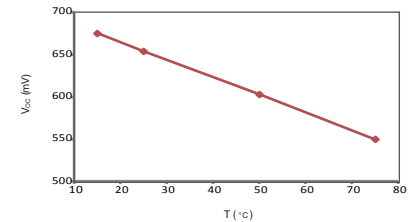
\* All data measured under standard testing condition (STC):  
1000 W/m<sup>2</sup>, AM 1.5, 25 °C.  
\* All figures bear ±2% tolerance.  
\* Reference cell calibrated by the Fraunhofer ISE in Freiburg.

### Calculated Temperature Coefficients

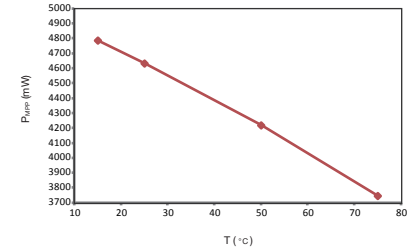
Short Circuit Current  $K(I_{SC})=(3.89\pm 0.59) \text{ mA/K}$   
 $K(I_{SC})=(-0.0432 \pm 0.0065) \% / K$



Open Circuit Voltage  $TK(V_{OC})=(-1.980 \pm 0.039) \text{ mV/K}$   
 $TK(V_{OC})=(-0.303 \pm 0.0059) \% / K$



Power  $TK(P_{MPP})=(-17.754 \pm 0.72) \text{ mW/K}$   
 $TK(P_{MPP})=(-0.383 \pm 0.016) \% / K$



### TSEC Corporation

#### Taipei Headquarters

8F, No.225, Sec. 3, Beixin Rd., Xindian Dist.,  
New Taipei City 23143, Taiwan, R.O.C

t 886 2 2912 2199 f 886 2 2917 5399 m sales@tsecpv.com

#### Hsinchu Plant

No.85, Guangfu N. Rd., Hukou Township, Hsinchu County 30351,  
Taiwan, R.O.C. (Hsinchu Industrial Park)

t 886 3 696 0707 f 886 3 696 0708

D200\_M0  
Specifications are subject to change without prior notice.  
TSEC reserves the rights of final interpretation  
and revision of datasheet.

Preliminary version-January 2016