

TPP4-156 4BB

MULTICRYSTALLINE SILICON SOLAR CELL

High-efficiency Poly Cells. Manufacturing modules with more than **270Wp (6x10)** and **320Wp (6x12)** power output becomes easier than ever.

v

MECHANICAL DATA AND DESIGN

Format	156mm×156mm±0.5mm
Thickness	210μm±30μm
Front(-)	1.1 mm bus bars(silver), blue anti-reflecting coating(silicon nitride)
Back(+)	1.6 mm wide soldering pads(silver) back surface field(aluminum)

TEMPERATURE COEFFICIENTS

TkVoltage	-0.35%/K
TkCurrent	+0.06%/K
TkPower	-0.42%/K

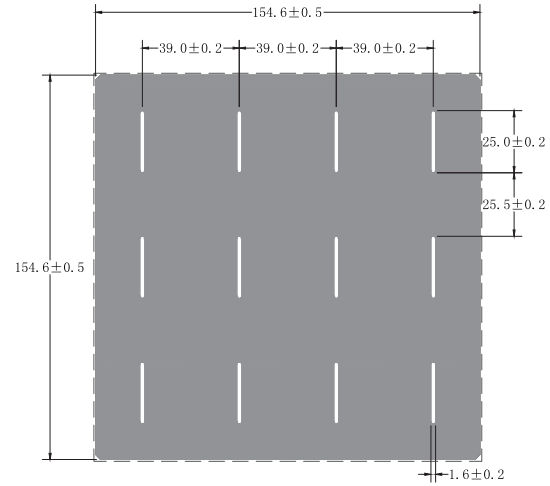
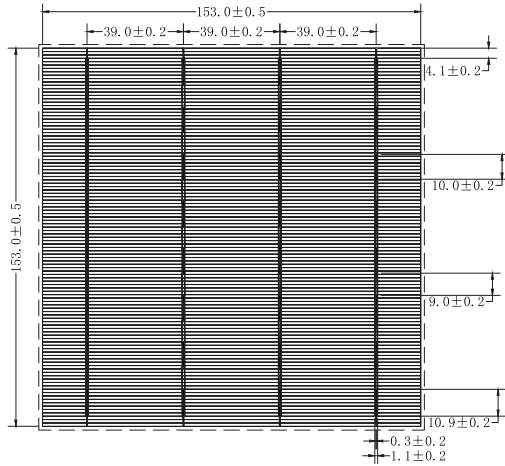
No.	Efficiency(%)	Pmpp(W)	Umpp(V)	Impp(A)	Uoc(V)	Isc(A)	FF(%)
10	18.80-20.00	4.58	0.542	8.448	0.641	8.988	79.46
09	18.70-18.80	4.55	0.541	8.424	0.640	8.964	79.40
08	18.60-18.70	4.53	0.539	8.399	0.638	8.939	79.35
07	18.50-18.60	4.50	0.538	8.375	0.637	8.914	79.30
06	18.40-18.50	4.48	0.536	8.352	0.636	8.891	79.25
05	18.30-18.40	4.46	0.535	8.330	0.634	8.871	79.17
04	18.20-18.30	4.43	0.533	8.310	0.633	8.853	79.06
03	18.10-18.20	4.41	0.531	8.291	0.632	8.836	78.95
02	18.00-18.10	4.38	0.530	8.269	0.630	8.817	78.86
01	17.90-18.00	4.36	0.528	8.248	0.629	8.804	78.66

Specifications subjects to technical changes and tests, Taipo Energy reserves the right of final interpretation.

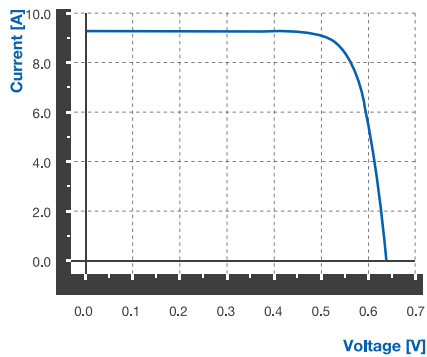
TPP4-156

4BB

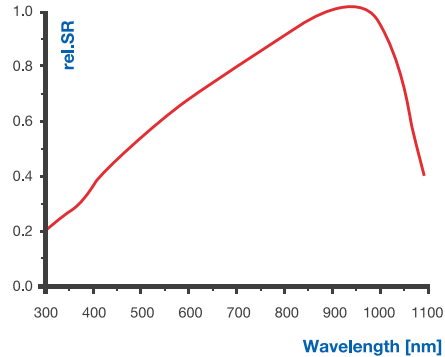
MULTICRYSTALLINE SILICON SOLAR CELLS



IV CURVE



SPECTRAL RESPONSE



INTENSITY DEPENDENCE

Intensity [W/m ²]	Isc*	Voc*	Pmpp
1000	1.00	1.00	1.00
900	0.90	0.99	0.90
800	0.80	0.99	0.79
500	0.50	0.97	0.49
300	0.30	0.94	0.29
200	0.20	0.91	0.19

*Ratio of Voc(Isc) at reduced intensity to Voc(Isc) at 1000 W/m²