



# ORI-156X156 FM

## 3BB

MONOCRYSTALLINE SILICON SOLAR CELLS

ORISolar's High-efficiency Mono Cells. Manufacturing modules with more than **265Wp(6×10)** and **320Wp(6×12)** power output becomes easier than ever.

### MECHANICAL DATA AND DESIGN

Format	156mm×156mm±0.5mm
Thickness	210μm±30μm
Front(-)	1.4mm bus bars(silver), blue anti-reflecting coating(silicon nitride)
Back(+)	2mm wide soldering pads(silver) back surface field(aluminum)

### TEMPERATURE COEFFICIENTS

TkVoltage	-0.36%/K
TkCurrent	+0.06%/K
TkPower	-0.36%/K

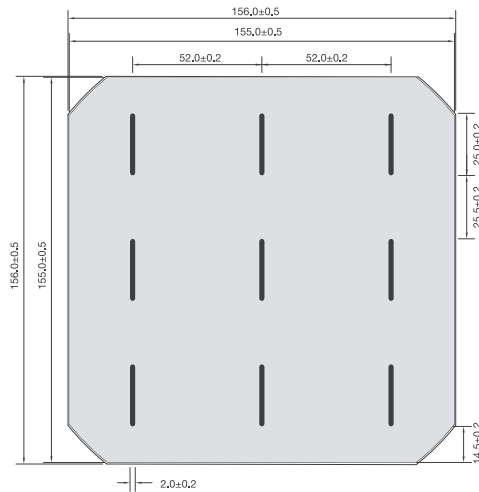
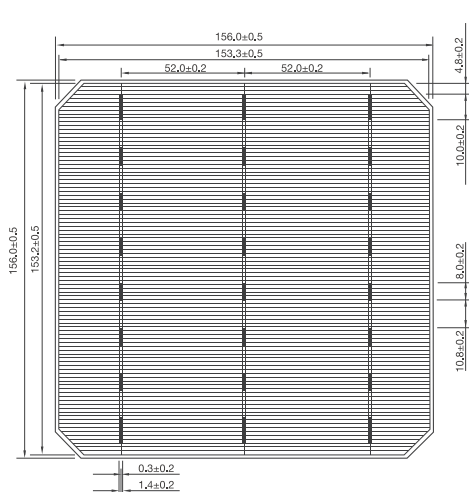
No.	Efficiency(%)	Pmpp(W)	Umpp(V)	Impp(A)	Uoc(V)	Isc(A)	FF(%)
10	19.40-19.50	4.64	0.545	8.514	0.646	9.078	79.12
09	19.30-19.40	4.61	0.544	8.474	0.645	9.048	78.99
08	19.20-19.30	4.59	0.543	8.453	0.644	9.033	78.90
07	19.10-19.20	4.57	0.541	8.447	0.643	9.025	78.75
06	19.00-19.10	4.54	0.540	8.407	0.643	9.022	78.26
05	18.90-19.00	4.52	0.538	8.401	0.642	9.019	78.06
04	18.80-18.90	4.49	0.536	8.377	0.642	9.016	77.57
03	18.70-18.80	4.47	0.535	8.355	0.641	9.013	77.37
02	18.60-18.70	4.45	0.533	8.349	0.641	9.010	77.05
01	18.40-18.60	4.40	0.531	8.286	0.640	9.005	76.35

Specifications subjects to technical changes and tests. ORISolar reserves the right of final interpretation.

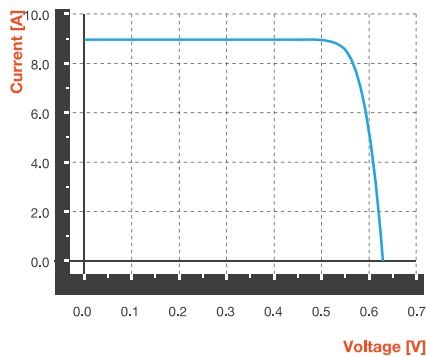


# ORI-156X156 FM

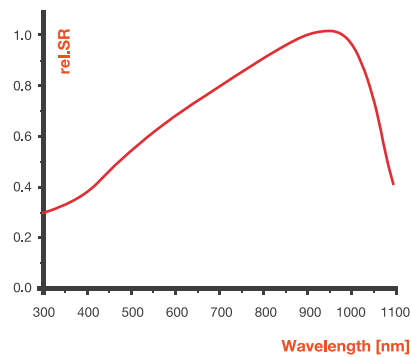
3BB  
MONOCRYSTALLINE SILICON SOLAR CELLS



## IV CURVE



## SPECTRAL RESPONSE



## INTENSITY DEPENDENCE

Intensity [W/m <sup>2</sup> ]	Isc*	Voc*	Pmpp
1000	1.00	1.00	1.00
900	0.90	0.99	0.89
800	0.80	0.99	0.79
500	0.50	0.96	0.48
300	0.30	0.97	0.29
200	0.20	0.93	0.19

\*Ratio of Voc(Isc) at reduced intensity to Voc(Isc) at 1000 W/m<sup>2</sup>