JST **M5**

2BB CYPRESS2

MONOCRYSTALLINE SILICON SOLAR CELLS



Just Solar's High-efficiency Mono Cells.
Manufacturing modules with more than
200Wp(6×12)power output becomes easier than ever.

MECHANICAL DATA AND DESIGN

Format	125mm×125mm±0.5mm
Thickness	200μm±30μm
Front(-)	1.4mm bus bars(silver), blue anti-reflecting coating(silicon nitride)
Back(+)	2mm wide soldering pads(silver) back surface yield(aluminum)

TEMPERATURE COEFFICIENTS

TkVoltage	- 0.36%/K
TkCurrent	+0.06%/K
TkPower	- 0.36%/K

No.	Efficiency(%)	Pmpp(W)	Umpp(V)	Impp(A)	Uoc(V)	Isc(A)	FF(%)
10	19.40-19.50	3.01	0.544	5.533	0.645	5.863	79.60
09	19.30-19.40	2.99	0.542	5.517	0.644	5.859	79.24
08	19.20-19.30	2.97	0.541	5.490	0.643	5.852	78.93
07	19.10-19.20	2.96	0.540	5.481	0.642	5.843	78.91
06	19.00-19.10	2.94	0.539	5.455	0.641	5.834	78.62
05	18.90-19.00	2.93	0.538	5.446	0.640	5.825	78.59
04	18.80-18.90	2.91	0.536	5.429	0.639	5.819	78.26
03	18.70-18.80	2.90	0.535	5.421	0.638	5.817	78.14
02	18.60-18.70	2.88	0.533	5.403	0.637	5.814	77.76
01	18.40-18.60	2.85	0.531	5.367	0.635	5.797	77.42

Specifications subjects to technical changes and tests. Just Solar reserves the right of final interpretation.

Just Solar Co.,Limited

JST M5SF-2 2BB CYPRESS2

MONOCRYSTALLINE SILICON SOLAR CELLS

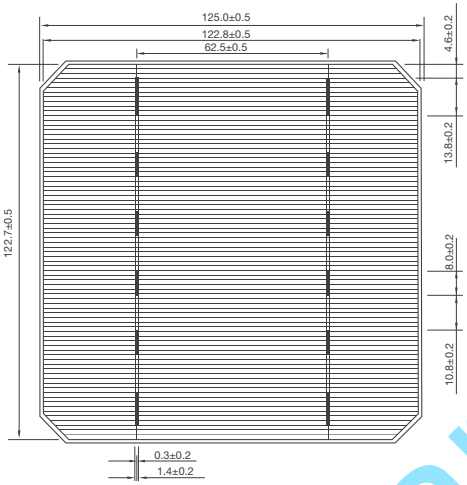

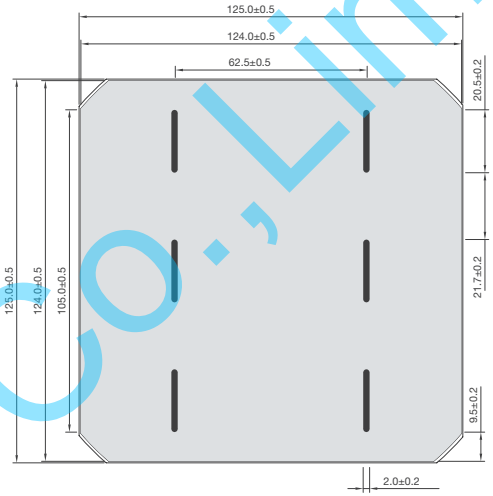

IV CURVE

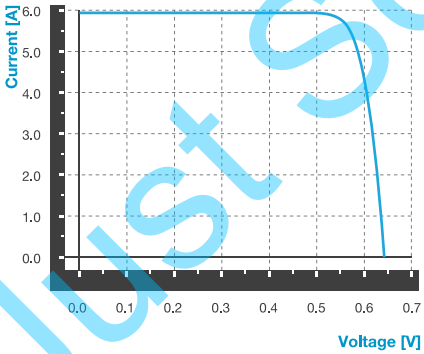

SPECTRAL RESPONSE

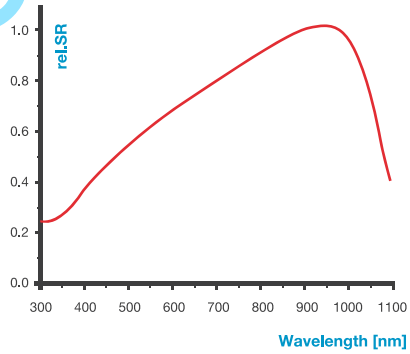

INTENSITY DEPENDENCE

Intensity [W/m²]	Isc*	Voc*	Pmpp
1000	1.00	1.00	1.00
900	0.90	1.00	0.90
800	0.80	0.99	0.79
500	0.50	0.97	0.49
300	0.30	0.95	0.29
200	0.20	0.93	0.19

*Ratio of Voc(Isc) at reduced intensity to Voc(Isc) at 1000 W/m²

Just Solar Co.,Limited