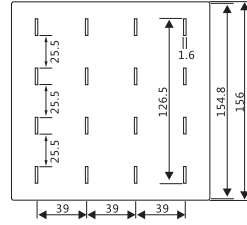
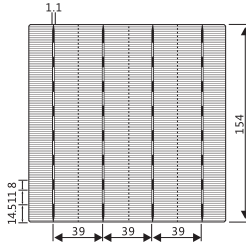
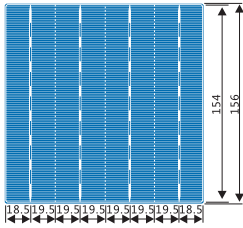




SOLAR CELLS

4 Busbar Poly Cell P64-02



Why Linuo Cells?

- The most advanced equipment
- International quality assurance system
- Stable raw material supply chain
- Superior manufacturing technology
- 100% raw wafer inspection
- Low breakage rate
- Instant switching between production lines

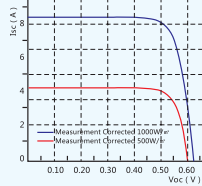
Temperature Coefficient

- Temperature coefficient of Isc (α): 0.06%/K
- Temperature coefficient of Voc(β): -0.33%/K
- Temperature coefficient of Pmpp(γ): -0.41%/K

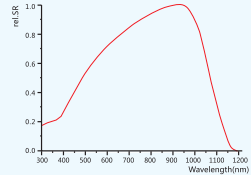
Mechanical Parameters

- Type: P64-02
- Format: 156mm×156mm±0.5mm
- Diagonal: 220mm±0.5mm
- Thickness: 200±20 μ m
- Front(-): blue anti-reflecting coating(silicon nitride); 1.1mm bus bars(silver);
- Back(+): surface field(Aluminum); 1.6mm wide soldering pads;

IV Curve



Spectral Response



Intensity Dependence

Intensity(W/m²)	Isc(mA)	Voc(mV)
1000	1.0	1.000
900	0.9	0.995
500	0.5	0.966
300	0.3	0.940
200	0.2	0.919

Ratio of Voc at reduced intensity to Voc (Isc) at 1000W/m²

Electrical Data@STC

Efficiency [%]	18.8	18.6	18.4	18.3	18.2	18.1	18.0	17.9	17.8	17.6	17.4	17.2	16.8	16.4	15.6
Pmpp [W]	4.58	4.53	4.48	4.45	4.43	4.40	4.38	4.36	4.33	4.28	4.23	4.19	4.09	3.99	3.80
Umpp [V]	0.542	0.538	0.533	0.531	0.530	0.528	0.527	0.525	0.523	0.519	0.516	0.515	0.510	0.505	0.500
Impp [A]	8.44	8.42	8.40	8.38	8.36	8.34	8.32	8.30	8.28	8.26	8.20	8.13	8.01	7.90	7.59
Voc [V]	0.640	0.638	0.636	0.634	0.632	0.631	0.629	0.628	0.627	0.625	0.623	0.621	0.614	0.608	0.600
Isc [A]	8.99	8.97	8.95	8.94	8.92	8.90	8.89	8.88	8.87	8.83	8.78	8.72	8.55	8.44	8.28
FF [%]	79.5	79.1	78.7	78.6	78.6	78.4	78.3	78.1	77.9	77.6	77.4	77.3	78	77.8	76.4