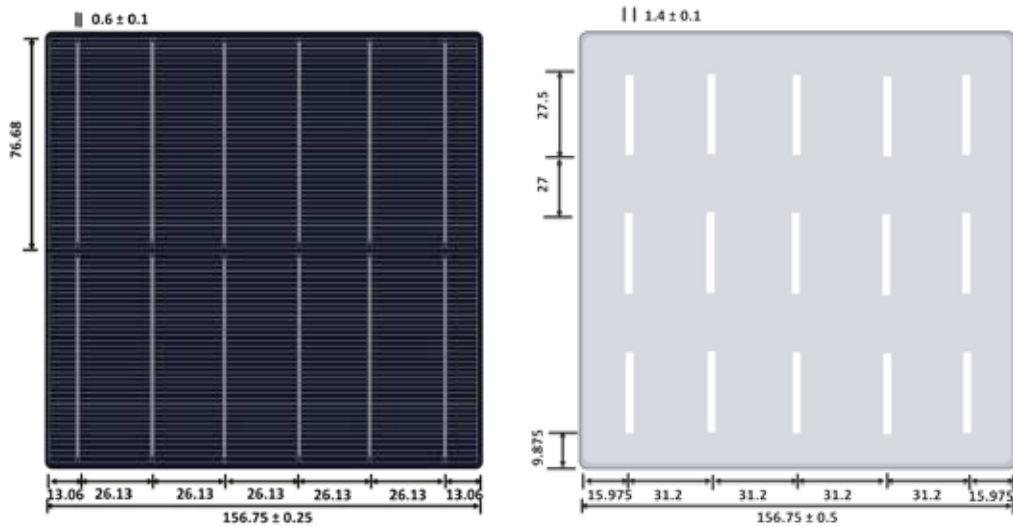


## RESERV<sup>®</sup> 626 Series L1

RenewSys' production processes are automated from the incoming silicon wafer inspection/classification to the final cell sorting. The surface of **RESERV 626** cells are processed through acid texturization and have an isotropically textured surface. The cells are manufactured and tested for optimum performance and processing characteristics. Our Quality Control systems include checking every cell for mechanical faults, apart from electrical performance.

### Cell Layout



Front View

Back View

Specifications are in mm

### Features

<b>Product</b>	Multi Crystalline Silicon Solar Cell
<b>Substrate</b>	P-type Multi Crystalline Silicon Wafer
<b>Device Structure</b>	n+ / p / p+
<b>Dimensions</b>	Size: 156.75mm x 156.75mm ± 0.25mm Average Thickness: 200 ± 20µm
<b>Front</b>	Blue Anti-Reflective Coating (Silicon Nitride) Acid textured surface 0.6 ± 0.1 mm Silver bus bars Negative pole (-)
<b>Back</b>	Full-surface Aluminum BSF 0.15 ± 0.1 mm Silver bus bars Positive pole (+)

 **High Conversion Efficiency**

 **Good Color Uniformity**

 **Statistical Process Control**

 **On the fly 100 % EL testing**

 **Focused in house R & D**

 **ISO 9001, OHSAS 18001 certified**

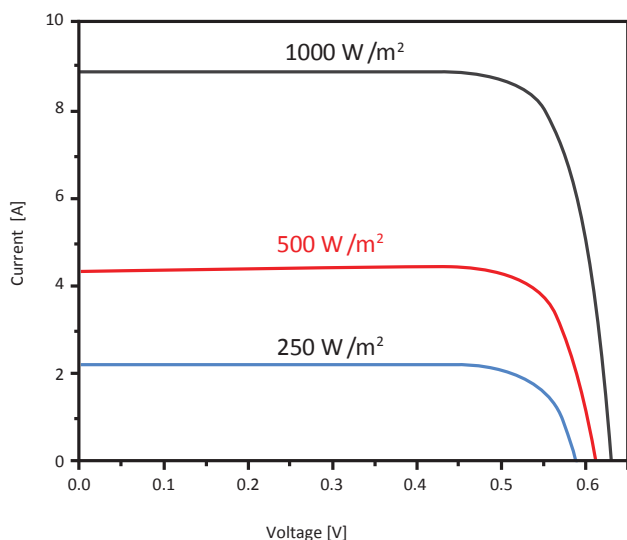
 **PID Free**

### Electrical Data \*

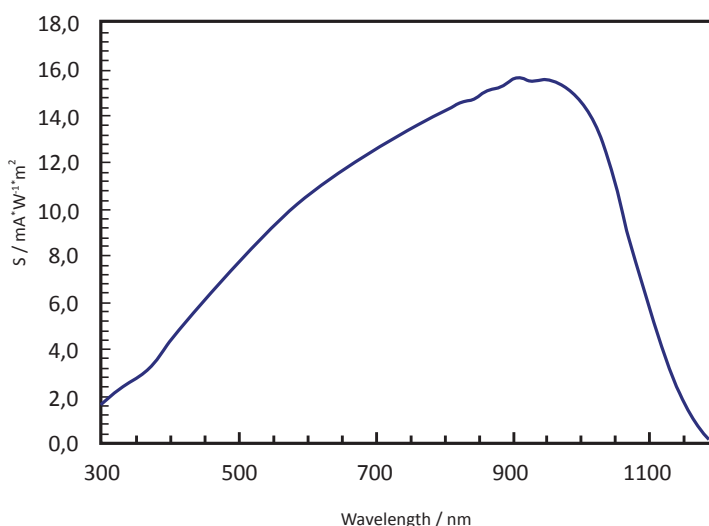
Part No	Class	Efficiency Range (%)	Rated Power (Wp)	Max. Power Current $I_{mp}$ (A)	Short Circuit Current $I_{sc}$ (A)	Max. Power Voltage $V_{mp}$ (V)	Open Circuit Voltage $V_{oc}$ (V)	Fill Factor (%)
RESERV-626L1-1900	190	19.00 - 19.20	4.67	8.55	8.97	0.546	0.639	81.45
RESERV-626L1-1880	188	18.80 - 19.00	4.63	8.52	8.95	0.543	0.637	81.15
RESERV-626L1-1860	186	18.60 - 18.80	4.58	8.49	8.93	0.539	0.636	80.57
RESERV-626L1-1840	184	18.40 - 18.60	4.53	8.43	8.90	0.537	0.633	80.35
RESERV-626L1-1820	182	18.20 - 18.40	4.47	8.41	8.88	0.532	0.629	80.10
RESERV-626L1-1800	180	18.00 - 18.20	4.43	8.40	8.85	0.527	0.626	79.90
RESERV-626L1-1780	178	17.80 - 18.00	4.38	8.35	8.83	0.524	0.624	79.41
RESERV-626L1-1760	176	17.60 - 17.80	4.33	8.32	8.81	0.520	0.621	79.08

\* Standard test Conditions: AM 1.5, 1000 w/m<sup>2</sup>, 25° C (Accuracy is ± 1.5% rel.)

### IV Curve



### Spectral Response



### Temperature Coefficients

Voltage: - 0.3190 % / K

Current: + 0.0485 % / K

Power: - 0.3854 % / K

### Process Recommendation

Solder Joint: Copper ribbons coated with 15-30 μm of Sn / Pb (60% / 40%).

Soldering results may differ due to different flux, ribbons, soldering methods and parameters.

RenewSys India Private Limited, Plot # 6, Survey # 114/P, Fab City, Sri Nagar Village, Maheswaram Mandal, Hyderabad, India - 501 359  
Tel: +91- 40-6730 3000; Email: renewsys@renewsysindia.com; Web: www.renewsysworld.com

Due to continuous product updation, specifications may change without notice. Kindly refer to the website for updated details and latest information.