

DAS-PM2D5B

P-Type Mono Bifacial Cell

Product Feature

- ◇ High conversion efficiency, Up to 22.0%
- ◇ Bifaciality ratio $\geq 70\%$
- ◇ Light Induced Degradation $\leq 2.5\%$
- ◇ PID resistant
- ◇ Power temperature coefficient $\leq -0.38\%/^{\circ}\text{C}$
- ◇ Relative conversion efficiency ($200\text{W}/\text{m}^2$) $\geq 95\%$

Quality Control

- ◇ The accuracy of the efficiency test is controlled at $\pm 0.1\%$
- ◇ IV/EL/Appearance 100% automatic inspection
- ◇ Calibration Cell source to Fraunhofer ISE

Management System Certification

- ◇ ISO 9001:2015 Quality Management System
- ◇ ISO 14001:2015 Environmental Management System
- ◇ ISO 45001:2018 Occupational Health and Safety Management System

DAS-PM2D5B

P-Type Mono Bifacial Cell

Product Features

Dimension:	156.75mmx156.75mm±0.25mm, Φ210.0mm±0.25mm
Cell Thickness:	180μm±20μm
Front side:	0.7±0.1mm wide bus bars , 110 finger grids , SiN
Back side:	2.0±0.1 mm wide discontinuous soldering pads, 142 Aluminum fingers, SiN

Temperature Coefficients

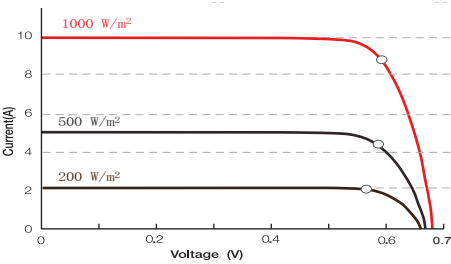
Current Temperature Coefficient	Tkcurrent: +0.048 %/K
Voltage Temperature Coefficient	Tkvoltage: -0.31 %/K
Power Temperature Coefficient	Tkpower: -0.38 %/K

Electric Performance

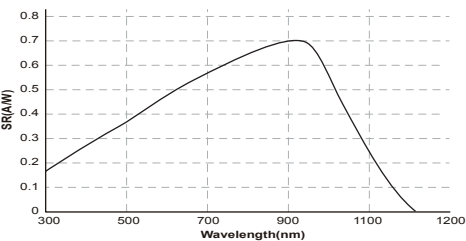
Eff(%)	Pmpp(W)	Umpp(V)	Impp(A)	Uoc(V)	Isc(A)	FF(%)
22.30%	5.45	0.576	9.454	0.680	9.887	81.23
22.20%	5.42	0.575	9.426	0.679	9.877	81.11
22.10%	5.40	0.574	9.403	0.678	9.861	81.00
22.00%	5.38	0.572	9.388	0.677	9.847	80.95
21.90%	5.35	0.571	9.368	0.676	9.832	80.65
21.80%	5.33	0.570	9.343	0.675	9.818	80.36
21.70%	5.30	0.569	9.313	0.674	9.803	80.22
21.60%	5.28	0.567	9.306	0.673	9.788	80.11
21.50%	5.25	0.565	9.285	0.672	9.774	79.91
21.40%	5.23	0.564	9.269	0.671	9.759	79.82
21.30%	5.20	0.563	9.255	0.670	9.744	79.76

- Standard Test Conditions:1000W/ m², AM 1.5, 25°C
- Specifications and data are only for reference.

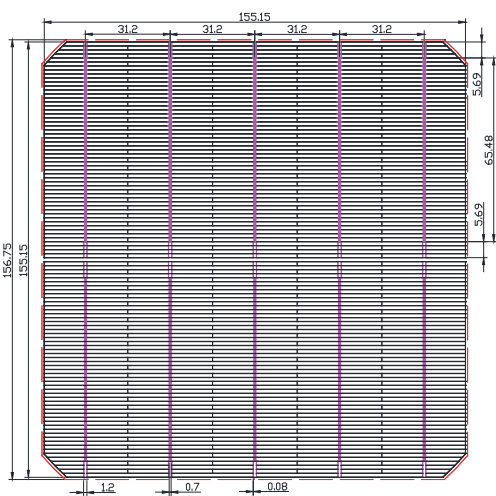
IV Curve



Spectral Response (SR)



Front side



Rear side

