

M156BB5


Monocrystalline X-Cells

Dimension	156.75mm x 156.75mm ± 0.25mm
Diagonal	210mm ± 0.25mm (round chamfers)
Thickness(Si)	180+20/-30µm
Front	Anisotropically texturized surface and dark silicon nitride anti-reflection coatings 0.8 ± 0.1mm silver busbars
Back	Local aluminum back-surface field 1.4 ± 0.1mm (silver/aluminum) discontinuous soldering pads




► Features

- > High conversion efficiencies resulting in superior power output performance
- > Outstanding power output even in low light or high temperature conditions
- > Optimized design for ease of soldering and lamination
- > Long-term stability, reliability and performance
- > Low breakage rate
- > Uniform Color



► Production and Quality Control

- > Precision cell efficiency sorting procedures
- > Stringent criteria for color uniformity and appearance
- > Reverse current and shunt resistance screening
- > ISO9001, ISO14001 and OHSAS 18001 certificated
- > Calibrated against Fraunhofer ISE



*See the reverse side for more detail.

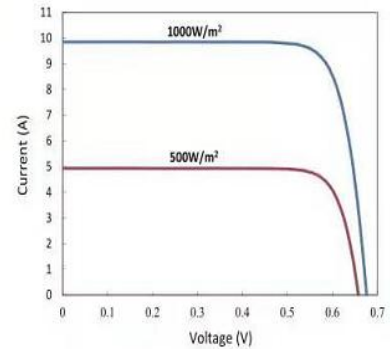
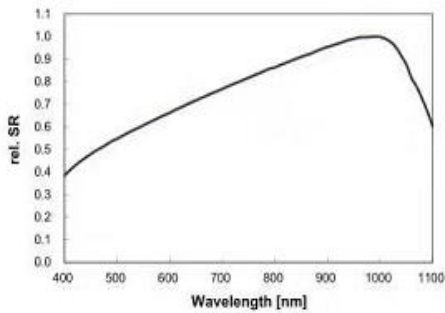
► Electrical Performance

Efficiency Code		221	220	219	218	217	216
Efficiency	Eff(%)	22.10	22.00	21.90	21.80	21.70	21.60
Power	Ppm(W)	5.40	5.38	5.35	5.33	5.30	5.28
Max. Power Current	Ipm(A)	9.40	9.38	9.35	9.33	9.32	9.29
Short Circuit Current	Isc(A)	9.87	9.85	9.83	9.81	9.80	9.78
Max. Power Voltage	Vpm(V)	0.574	0.574	0.572	0.571	0.569	0.568
Open Circuit Voltage	Voc(V)	0.677	0.677	0.675	0.675	0.673	0.672
Efficiency Code		215	214	213	212	210	
Efficiency	Eff(%)	21.50	21.40	21.30	21.20	21.00	
Power	Ppm(W)	5.25	5.23	5.20	5.18	5.13	
Max. Power Current	Ipm(A)	9.26	9.25	9.22	9.21	9.16	
Short Circuit Current	Isc(A)	9.76	9.74	9.73	9.71	9.67	
Max. Power Voltage	Vpm(V)	0.567	0.565	0.564	0.562	0.560	
Open Circuit Voltage	Voc(V)	0.671	0.970	0.669	0.668	0.666	

Standard test condition :AM1.5,1000W/m², Average accuracy of all tested figures is ±1.5% rel.

► Temperature Coefficients

Current Temperature Coefficient	$\alpha(Isc)$	0.04%/°C
Voltage Temperature Coefficient	$\beta(Voc)$	-0.31%/°C
Power Temperature Coefficient	$\gamma(Pmax)$	-0.41%/°C

► IV Curve

► Spectral Response(SR)

Sunlike Solar Co.,Ltd

No.509, Datong Road, Wuxi, Jiangsu, China

Tel: 0086-510-88990686

Fax: 0086-510-88990686

Email: simon@sunlikesolar.com

Website: <http://www.sunlikesolar.com>