


158.75mm×158.75mm

ZG-158.75P

ZG Solar poly-crystalline silicon cell



Model : ZG-158.75P

5BUS BAR

Poly-crystalline Silicon Cell

Mechanical data and design

Format	158.75mm×158.75mm±0.25mm
Thickness (Si)	200μm±20μm/180μm±20μm
Fornt (-)	0.7mm bus bars(silver),SiNx blue coating
Back (+)	2.2mm soldering pads(silver)

Temperature coefficients

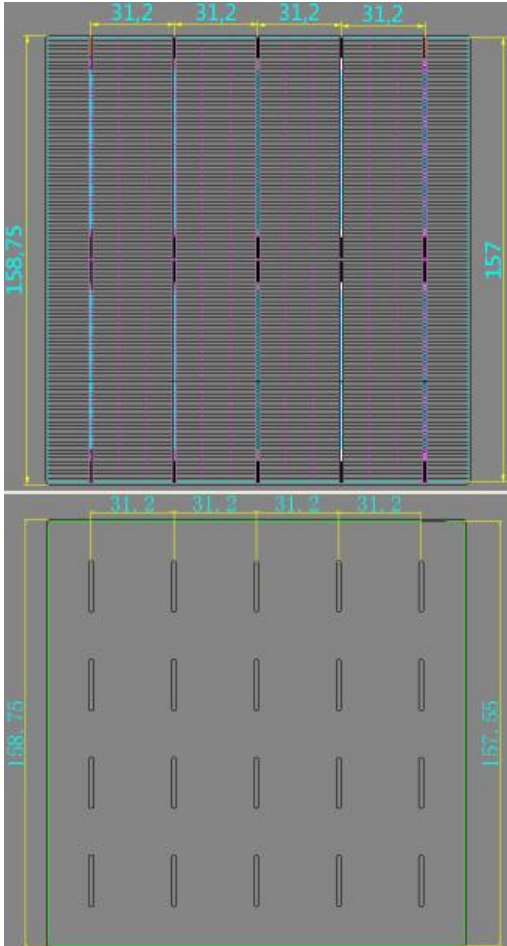
TkVoltage	-0.348%/k
TkCurrent	+0.059%/k
TkPower	-0.401%/k

Efficiency	Isc(A)	Uoc(V)	Impp(A)	Umpp(V)	Pmpp(W)	FF(%)
19.00%	9.199	0.643	8.685	0.5493	4.79	80.85
18.90%	9.190	0.644	8.645	0.5482	4.76	80.45
18.80%	9.187	0.643	8.647	0.5463	4.74	80.25
18.70%	9.140	0.641	8.603	0.5465	4.71	80.41
18.60%	9.129	0.639	8.599	0.5434	4.69	80.33
18.50%	9.067	0.639	8.538	0.5443	4.66	80.60
18.40%	9.065	0.636	8.550	0.5407	4.64	80.53
18.30%	9.033	0.636	8.504	0.5401	4.61	80.41

Date under standard testing conditions(STC):1000W/m²,AM1.5,25°C

All rights reserved,Characteristics included in this datasheet are subject to change without notice.

ZG Solar poly-crystalline silicon cell



Solder Ability

Side	Peel strength
Front side average	>2.0N/mm
Back side average	>3.5N/mm
Minimum	>1.5N/mm

Ribbon width 1.2mm,solder at 300-400°C with no clean flux.

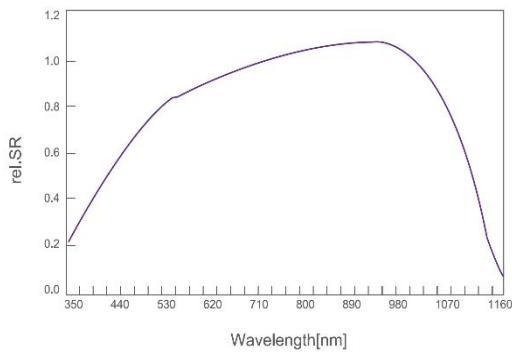
Light intensity dependance

Intensity W/m ²	V _{pm}	I _{pm}
1000	1	1
800	0.986	0.80
600	0.974	0.60
500	0.967	0.50
400	0.959	0.40
200	0.932	0.20
100	0.905	0.10

V_{pm}=maximum power voltage

I_{pm}= maximum power current

Spectral Response



IV-Curve

