

**Nice Sun**  
your energy

# NCS-156P5BB

Poly6”(R230) Polycrystalline silicon PID Free solar cells

## MECHANICAL DATA AND DESIGN

Format	156.75mm x 156.75mm ±0.5mm
Thickness	200µm ±20µm
Front(-)	0.8mm bus bars(silver), blue anti-reflecting coating(silicon nitride)
Back(+)	1.6mm wide soldering pads(silver) back surface field(aluminium)

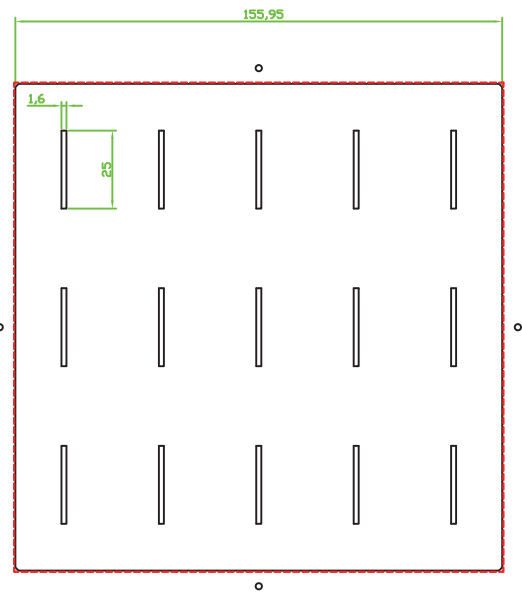

## TEMPERATURE COEFFICIENTS

TkVoltage	-0.368%/K
TkCurrent	+0.077%/K
TkPower	-0.364%/K

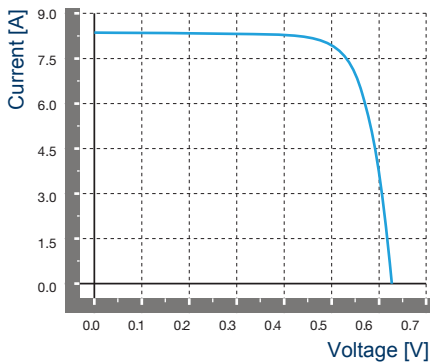
No.	Efficiency(%)	Pmpp(W)	Umpp(V)	Impp(A)	Uoc(V)	Isc(A)	FF(%)
10	19.00	4.668	0.548	8.519	0.640	9.031	80.77
09	18.90	4.644	0.546	8.505	0.638	9.017	80.72
08	18.80	4.619	0.545	8.476	0.637	8.990	80.66
07	18.70	4.595	0.544	8.446	0.637	8.945	80.64
06	18.60	4.570	0.543	8.416	0.636	8.915	80.60
05	18.50	4.545	0.542	8.386	0.635	8.901	80.42
04	18.40	4.521	0.540	8.372	0.634	8.870	80.39
03	18.30	4.496	0.538	8.357	0.633	8.850	80.26
02	18.20	4.472	0.537	8.327	0.632	8.825	80.18
01	18.10	4.447	0.536	8.297	0.630	8.815	80.08

# NCS-156P5BB

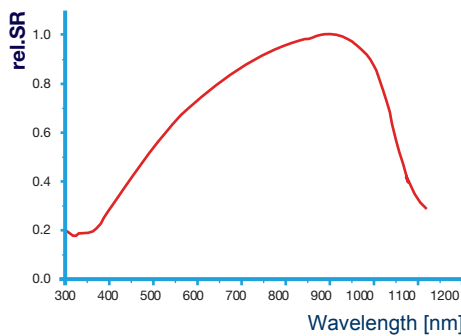
Poly 6"(R220) Polycrystalline silicon solar cells



## IV CURVE



## SPECTRAL RESPONSE



## INTENSITY DEPENDENCE

Intensity [W/m <sup>2</sup> ]	Isc	Voc*	Pmpp
1000	1.0	1.000	1.000
800	0.80	1.000	0.900
500	0.50	0.960	0.400
300	0.30	0.930	0.200
200	0.20	0.920	0.100

\*Ratio of Voc(Isc) at reduced intensity to Voc(Isc) at 1000 W/m<sup>2</sup>

\*calibrated against fraunhofer ISE freiburg

The parameters are for reference only, and are subject to change without notice or obligation.