

YI6A

60/220-260M

Product Feature



The design of black tape and borderless can meet the architectural aesthetic. Especially suitable for residential and rooftop commercial projects.



Gently module weight: the whole weight of module 21 kg is lighter than the conventional framed module 22kg.



The design of thinner and lighter modules is easier for the installation.



Ability to work under pressure, the modules can withstand the wind load of 2400Pa and snow load of 5400Pa.



Higher output power, module efficiency can be achieved to 16.31%.



Anti-reflection glass not only increases the absorption of light, but also has a self-cleaning function in the water environment. Reducing the power loss caused by dust effectively.

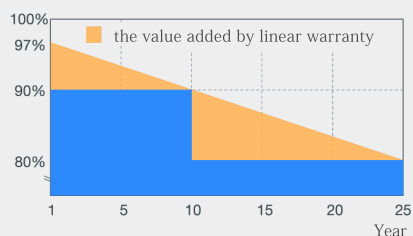


Excellent low-light power generation performance. (morning, evening and rainy days)

YI6A-220-260M series module consists of 60 pieces of 156mm*156mm mono-crystalline silicon solar cells, which are in high efficiency. YI6A are widely used in on-grid system, including commercial, household and industrial large-scale solar power generation system. Yi-solar has the world-class quality certification and holds continued technological innovation. The company continues to meet the customer's demand for high quality products.

First-class Quality Assurance

- 10 years limited product materials and process warranty
- 25 years linear power output warranty



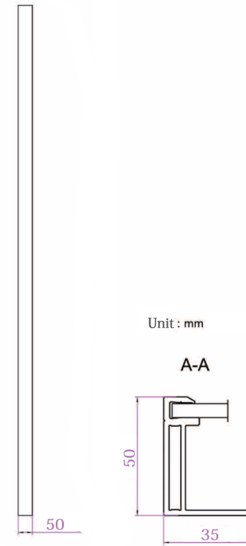
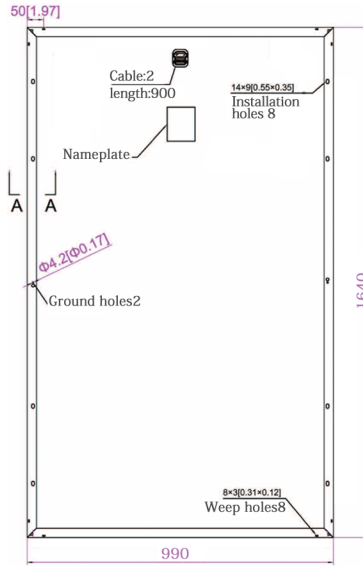
Products and System Certification

- IEC 61215, IEC 61730, CE
- ISO9001:2008:ISO Quality Management System
- CGC Golden Sun Certification



www.yi-solar.com
 liao Ning Yi-solar Energy
 Technology Co.Ltd

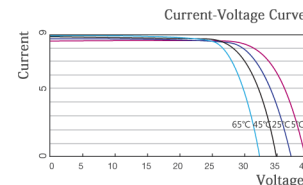
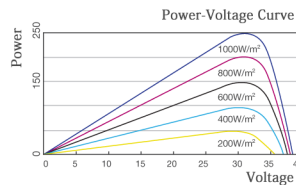
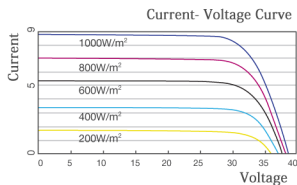




Mechanical Parameters	
Cell (mm)	Mono 156x156
Weight (kg)	21
Dimension(L×W×H) (mm)	1640x990x50
Cable Sectional Area (mm ²)	4
No.of Cells	60(6x10)
No.of Diodes	4
Connector	MC4 Compatible joint
Packaging Information	26/26+2 Per pallet

Working Parameters	
Maximum System Voltage	DC 1000V(TÜV)
Operating Temperature	-40 C ~ +85 C
Maximum Fuse Rated Current	15A
Maximum Static Load Front(Wind Load,Snow Load)	5400Pa (112 lb/ft ²) 2400Pa (50 lb/ft ²)
Normal Operating Cell Temperature	45±2 C
Application Class	Class A

I-V Curve



Electrical Parameters (Standard Test Condition)

Module Type	YI6A-225M	YI6A-230M	YI6A-235M	YI6A-240M	YI6A-245M	YI6A-250M	YI6A-260M
Maximum Power (W)	225	230	235	240	245	250	260
Open Circuit Voltage (Voc/V)	36.50	37.10	37.19	37.49	37.74	37.92	38.28
Maximum Operating Voltage (Vmp/V)	29.70	29.90	30.36	30.56	30.76	30.96	31.36
Short Circuit Current (Isc/A)	8.04	8.22	8.49	8.54	8.58	8.62	8.67
Maximum Operating Current (Imp/A)	7.65	7.70	7.77	7.87	8.00	8.09	8.30
Module Efficiency [%]	13.85	14.17	14.47	14.78	15.08	15.40	16.01
Power Tolerance (W)	±3%						
Short Circuit Current (Isc) Temp.Coefficient (αIsc)	+0.049%/°C						
Open Circuit Voltage (Voc) Temp.Coefficient (βVoc)	-0.340%/°C						
Maximum Power (Pmp) Temp.Coefficient (γPmp)	-0.430%/°C						
Standard Test Condition	Irradiation Intensity 1000W/m ² , Module Temperature 25°C, Spectrum AM 1.5						