


EOPLLY 156MF / 72 (290W-315W)

Monocrystalline Silicon Solar Module




EOPLLY 156 Monocrystalline series solar modules are made of 72 pcs 156x156mm Polycrystalline solar cells in series with high efficiency, high transmission rate and low iron tempered glass, anti-aging EVA, flame resistant back sheet and anodized aluminum alloy. Eoply modules are built to high quality standards (86 control points) offering a long service life, are easy to install and demonstrate high wind and hail impact resistance.

FEATURES AND BENEFITS



Member of PV CYCLE



Pass 5400 Pa Pressure Test



High efficiency
Outstanding low-light performance thanks to anti-reflective glass



10 years product guarantee



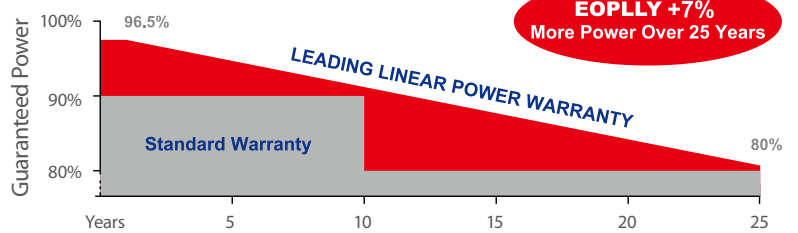
Power warranties:
25 year linear



Applicable for on-grid and 24V off-grid system



Power tolerance 0/+3%
Three bypass diodes



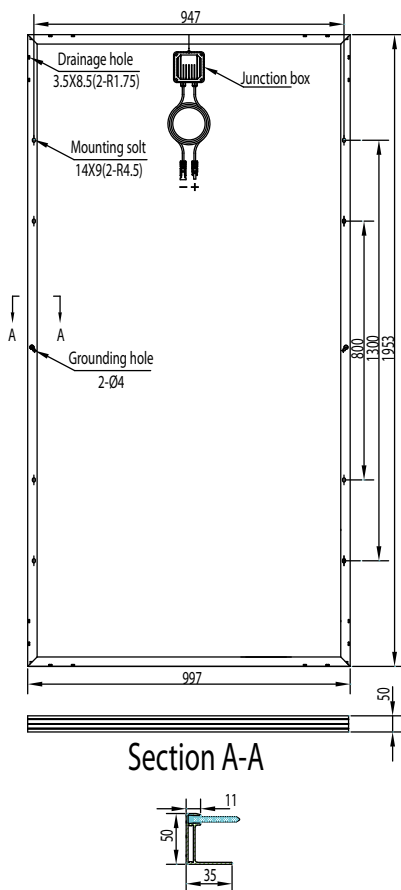
EOPLLY's Linear Power Warranty guarantees 96.5% at Year 1 and 80% at Year 25 with no greater than 0.7% per year loss. EOPLLY guarantees more electricity production over 25 years than standard warranties. Our 10 years materials and workmanship warranty is a guaranty of quality and long lifetime.



EOPLLY 156MF / 72 (290W-315W)

Monocrystalline Silicon Solar Module

ALL DIMENSIONS IN mm



Section A-A

ELECTRICAL DATA @STC	EP156MF/72					
	290W	295W	300W	305W	310W	315W
Rated Maximum Power (Watts)	290	295	300	305	310	315
Power Output Tolerance-Pmax (%)	0/+3	0/+3	0/+3	0/+3	0/+3	0/+3
Maximum Power Voltage (V dc)	36.41	36.71	37.01	37.44	37.73	37.94
Maximum Power Current (A dc)	7.999	8.080	8.150	8.220	8.270	8.310
Open Circuit Voltage (V dc)	44.14	44.50	44.86	45.07	45.22	45.29
Short Circuit Current (A dc)	8.790	8.849	8.880	8.935	8.989	9.033
Module Efficiency	14.89%	15.15%	15.41%	15.66%	15.92%	16.18%

Values at Standard Test Conditions STC (Air Mass AM1.5, Irradiance 1000W/m², Cell Temperature 25°C)

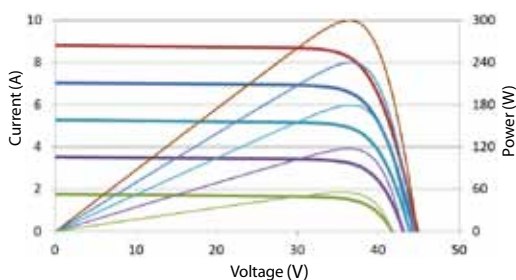
ELECTRICAL DATA @NOCT	EP156MF/72					
	290W	295W	300W	305W	310W	315W
Maximum Power (W)	209.9	213.8	217.4	221.8	224.9	227.3
Maximum Power Voltage (V dc)	32.59	32.86	33.12	33.51	33.77	33.96
Maximum Power Current (A dc)	6.441	6.507	6.563	6.620	6.660	6.692
Open Circuit Voltage (V dc)	39.85	40.17	40.50	40.69	40.82	40.89
Short Circuit Current (A dc)	7.140	7.188	7.213	7.258	7.302	7.338

Values at noct: Irradiance at 800W/m², Ambient Temperature 20°C, Wind Speed 1m/s.

TEMPERATURE RATINGS	
Nominal Operating Cell Temperature (NOCT)	47±2°C
Short-circuit current temperature coefficient (%/°C)	0.07
Open-circuit Voltage temperature coefficient (%/°C)	-0.40
Peak power temperature coefficient (%/°C)	-0.45

MAXIMUM RATINGS	
Operational Temperature	-40~+85°C
Maximum System Voltage	1000V DC(IEC) 600V DC(UL)
Max Series Fuse Rating	15A

Current - Voltage curve at various light levels (156MF/72)



Ave. efficiency reduction of <4.5% at 200W/m² according to IEC 60904-1:2006

MECHANICAL DATA	
Solar Cells	Monocrystalline silicon solar cell 156x156mm
Cell Orientation	72 (6x12)
Module Dimension	1953 × 997 × 50mm
Weight	23.2kg
Glass	3.2mm tempered glass
Frame	Anodized aluminum alloy
Junction Box	Above IP67

