

## GES-6M250

240~260 Watt  
Monocrystalline Photovoltaic Module



### Strict Inspection

Double EL testing of each panel ensures no micro-cracks or mismatch on cells;



### More Power

High efficiency ensures high ROI;  
0~+5W power tolerance;



### ISO certified & IEC standards

ISO 9001:2008 certified factory;  
IEC 5400 Pa mechanical loading test;  
Ammonia Endurance Test (IEC62716);  
Salt Mist Test (IEC61701);



### Linear Warranty, Low Degradation

Aging test under 85°C and 85% relative humidity for at least 1500 hours;  
3% degradation rate the first year;  
0.71% yearly linear degradation;  
10 years warranty on materials and workmanship;  
25 years warranty on 80% Min. power output;



### Extra Value

Products Warranty Insurance (Power Guard);  
Product Liability Insurance (CHUBB);  
Financial Injury (E&O) Liability Insurance (CHUBB).



No. Z2 11 05 74112 009  
No. Z2 11 05 74112 007



No. 20120829-E330812



N8 11 05 74112 008  
N8 11 05 74112 006



BABT 8588 R0



Environment Friendly



Environment Friendly

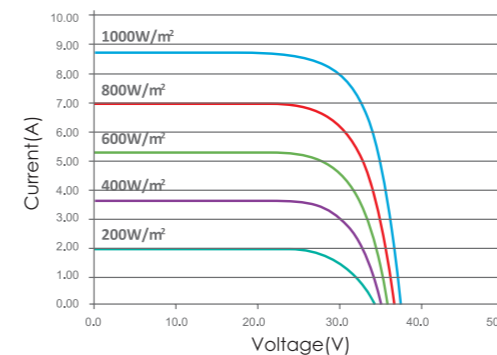
## Electrical Characteristics

Characteristics	Unit	GES-6M240	GES-6M245	GES-6M250	GES-6M255	GES-6M260
Max. Power (Pmax)	W	240	245	250	255	260
Power Tolerance	W	(0,+5)	(0,+5)	(0,+5)	(0,+5)	(0,+5)
Open Circuit Voltage (Voc)	V	37.7	37.8	37.9	38.3	38.5
Short Circuit Current (Isc)	A	8.50	8.64	8.72	8.83	8.90
Max. Power Voltage (Vmp)	V	30.5	30.6	30.7	31.0	31.2
Max. Power Current (Imp)	A	7.86	8.00	8.14	8.22	8.34
Module Efficiency (ηm)	%	14.8	15.1	15.4	15.7	16.0
Pmax Temperature Coefficient	%/°C					-0.44
Voc Temperature Coefficient	%/°C					-0.32
Isc Temperature Coefficient	%/°C					+0.04
Max. System Voltage	VDC					1000(TUV);600(UL)
Max. Series Fuse Rating	A					15
Operating Temperature	°C					-40~+85
NOCT	°C					45±2

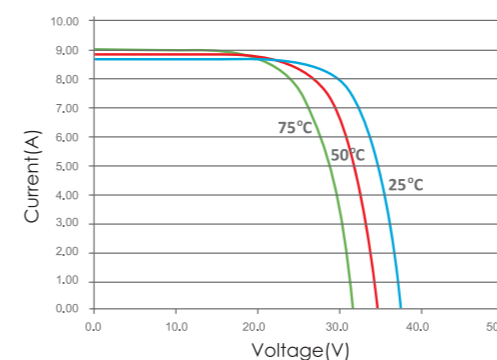
STC: 1000W/m<sup>2</sup>, AM1.5 and 25°C cell temperature; NOCT: Nominal Operating Cell Temperature

## I-V Curves

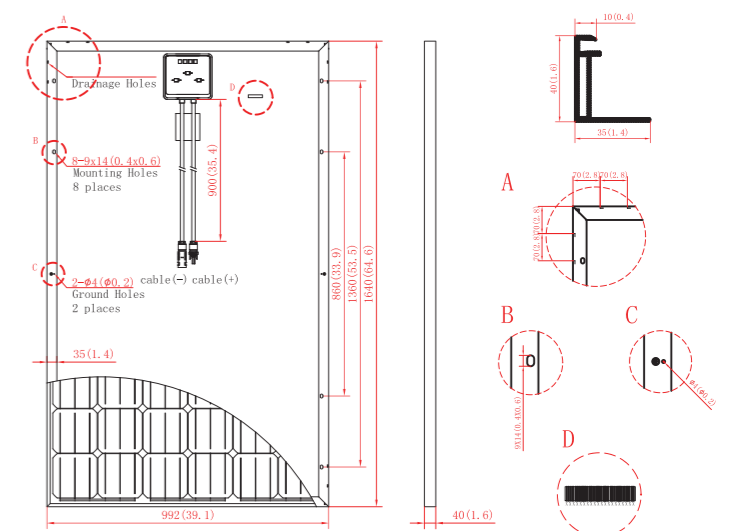
I-V Curves of PV Modules GES-6M250  
(Cell Temp. 25°C)



I-V Curves of PV Module GES-6M250  
at Different Cell Temp. (AM1.5, 1000W/m<sup>2</sup>)



## Physical Characteristics Unit: mm(inch)



Cell Type	156mm x 156mm, Monocrystalline Silicon
No. of Cells	60pcs (6x10)
Dimension	1640x992x40mm (64.6x39.1x1.6inch)
Weight	19.0kg (41.9lbs.)
Cable Length	900mm (35.4inch)
Bypass Diodes	6/3pcs
Junction Box	IP65/IP67
Front Glass	3.2mm (0.1inch) tempered low-iron glass
Frame	Anodized aluminum alloy

\* Specifications are subjected to change without further notice

