

FOS-6P / 60 Series

FOS-6P250W, FOS-6P255W, FOS-6P260W, FOS-6P265W



- a. GLASS
- b,d. EVA
- c. CELL
- e. BACKSHEET
- f. FRAME
- g. JUNCTION BOX

Polycrystalline
photovoltaic
Module



Four-Busbar Cell



a GLASS

- High light transmission giving more electricity
- Excellent mechanical loading performance (5400Pascal)
- SPF-UL certified

b,d EVA

- High light transmission assuring better power performance
- High GEL and peeling strength guarantying strong encapsulation
- Good ultraviolet aging resistance
- TUV/UL certified

c CELL

- Excellent efficiency and long term reliability
- Good performance under high temperature and low irradiance conditions
- 100% In-Line Electroluminescence(EL) tested
- Positive tolerance for each panel
- TUV/UL

e BACKSHEET

- TEDLAR based encapsulation and protection
- Good aging resistance guarantying strong durability performance
- Excellent adhesion and ultraviolet stability
- TUV/UL certified

f FRAME

- Anodized/Electrophoretic aluminum means durable protection from environment
- Unique designed profile ensuring strong mechanical loading performance
- Silver/Black color available

g JUNCTION BOX

- Reliable by-pass diodes assuring good product protection
- Locking connector working compatible worldwide
- Excellent heat emission performance
- IP65 or IP67 protection
- TUV/UL certified



Temperature dependence of Isc Voc and Pmax
 Irradiance dependence of Isc Voc and Pmax
 (cell temperature: 25°C)



FOS-6P / 60 Series

FOS-6P250W, FOS-6P255W, FOS-6P260W, FOS-6P265W

Electrical Characteristics

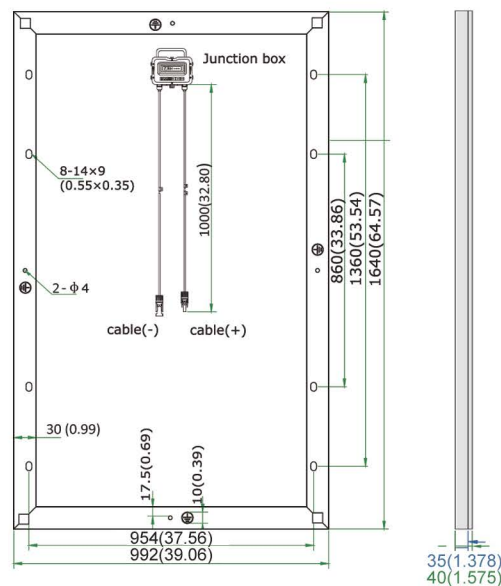
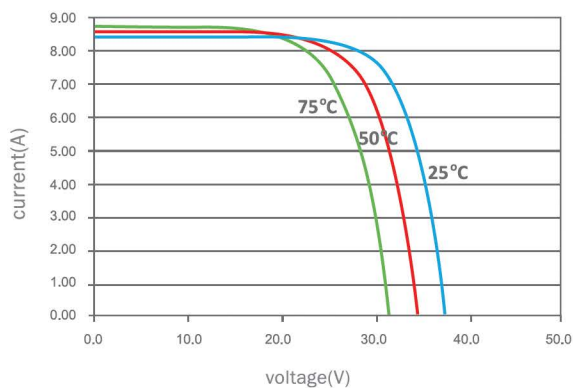
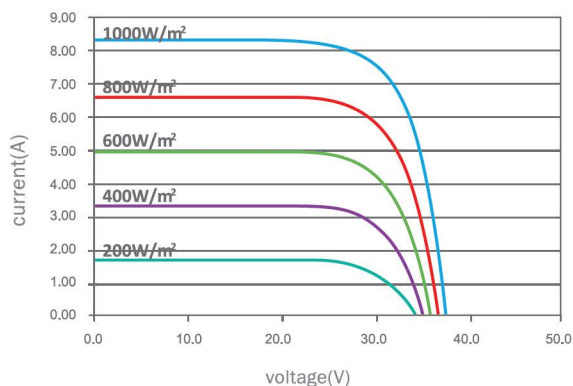
Module Type	Unit	6P250	6P255	6P260	6P265
Rated Power at STC (Pmp)	W	250	255	260	265
Power Tolerance	W	(0, +5)	(0, +5)	(0, +5)	(0, +5)
Minimum Module Efficiency (η_m)	%	15.37	15.67	15.98	16.29
Maximum Power Voltage (Vmp)	V	30.12	30.29	30.59	30.74
Maximum Power Current (Imp)	A	8.30	8.42	8.50	8.62
Open Circuit Voltage (Voc)	V	37.58	37.89	38.16	38.29
Short Circuit Current (Isc)	A	8.88	9.00	9.07	9.24
Maximum System Voltage	V	1000 (TUV), 600 (UL)			
Maximum Series Fuse Rating	A	15			

STC: Irradiance 1000W/m², module temperature 25°C, AM=1.5;
Power measurement tolerance: +/-3%

Temperature Characteristics

Pmax Temperature Coefficient	%/°C	-0.47
Voc Temperature Coefficient	%/°C	-0.32
Isc Temperature Coefficient	%/°C	+0.04
Operating Temperature	°C	-40 ~ +85
Nominal Operating Cell Temperature (NOCT)	°C	45±2

Current-Voltage & Power-Voltage Curve (6P-250W)



- All Dimensions In mm (inch)
- The above drawing is a graphical representation of the product. For engineering quality drawings please contact **Fos Solar**

Mechanical Specifications

External Dimensions	1640 × 992 × 35 mm
Weight	19.0kg
Solar Cells	Polycrystalline 156 × 156mm (60pcs)
Front glass	3.2 mm tempered glass, low iron
Frame	Anodized/ Electrochromic aluminum alloy
Junction Box	IP65 /IP67
Output Cables	4.0 mm ² , symmetrical lengths 900mm
Connector	MC4 Compatible
Maximum Snow Load	550kg/m ²
Maximum Wind Load	200km/h
Hailstone Impact Test	80km/h for 25mm ice ball



Dealer information: