


TM-Series

TM-M660290HP

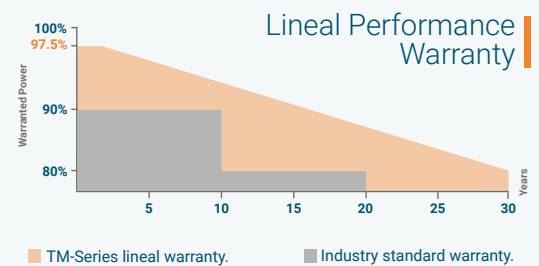


Monocrystalline
Solar Panels

290W
Power

17.84%
Efficiency

0/+5W
Tolerance



10 YEARS PRODUCT · 30 YEARS POWER

Key Features



High PID resistant
TM-Series has proved resistance to degradation induced power.



Advanced glass
High transmission glass resulting in increased energy production.



High efficiency and durability
Manufacturing process certified, excellent performance under low light environments.



Robust and corrosion free modules
Certified to withstand the most challenging environmental conditions.

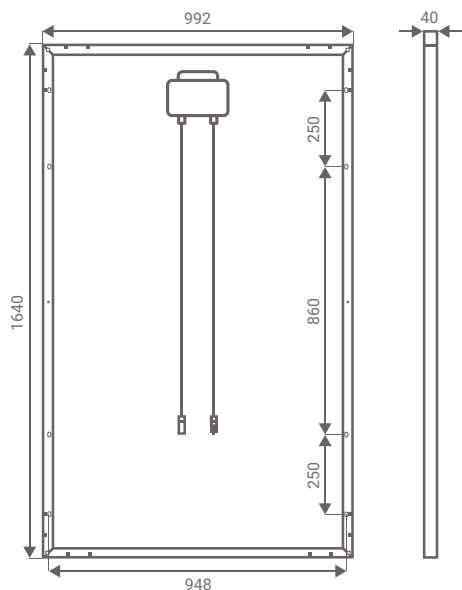
 **Tamesol**
ENERGÍA PARA VIVIR

Where innovation for cost effectiveness becomes succes.

TM-M660290HP

MONOCRYSTALLINE PV MODULES

TM-Series



ELECTRICAL DATA

STC	TM M660290HP
Maximum Power at STC (Pmax)	290 W
Optimum Operating Voltage (Vmp)	32.46 V
Optimum Operating Current (Imp)	8.93 A
Open Circuit Voltage (Voc)	37.79 V
Short Circuit Current (Isc)	9.58 A
Module Efficiency	17.84 %

Electric characteristics at normal standard conditions (STC)
STC Conditions: Irradiance: 1.000W/m², cell temperature: 25°C, AM=1.5

NOCT	TM M660290HP
Maximum Power at NOCT (Pmax)	214 W
Optimum Operating Voltage (Vmp)	30.03 V
Optimum Operating Current (Imp)	7.12 A
Open Circuit Voltage (Voc)	34.72 V
Short Circuit Current (Isc)	7.71 A

Electric characteristics at normal operation conditions (NOCT)
NOCT Conditions: Irradiance: 800W/m², ambient temperature: 20°C, AM=1.5, wind speed: 1m/s

GENERAL CHARACTERISTICS

Dimensions	1640x992x40 mm
Weight	19 Kg

PACKAGING

Modules per Pallet	26
N° pallets per HC Container 40'	28

The max capacity per container are 784 modules

TEMPERATURE RATING

NOCT	45 ± 2° C
Coefficient of (Pmax)	-0.48 %/°C
Coefficient of (Voc)	-0.34 %/°C
Coefficient of (Isc)	+0.037 %/°C

OPERATIVE CONDITIONS

Power Tolerance	0/+5W
Max. System Voltage	1.000 V
Max. Series Fuse Rating	15 A
Operating Temperature Range	-40° C to 85 °C
Max. Static Load, Front (Snow)	5400 Pa
Max. Static Load, Back (Wind)	2400 Pa
Fire Rating	Class A

MECHANICAL CHARACTERISTICS

Solar Cells	Monocrystalline silicon 156x156 mm
Cell Arrangement	60 cells in series
Front Cover	Low-iron tempered glass 3.2 mm
Frame	Anodized aluminum alloy
Encapsulant	EVA (ethylene vinyl acetate)
Junction Box	IP65
Bypass Diodes	3
Cables (length/area)	1000 mm / 4 mm ² (IEC), 12 AWG (UL)
Connectors	MC4

CERTIFICATIONS




IEC 6125, IEC 61730, ISO 9001:2008, ISO 14001:2004, BS OHSAS 18001:27, PV Cycle, UL, MCS, PID, WEEE.

Caution:
To operate, install and manage Tamesol's modules, read the installation manual and use carefully.

Observations:
This Datasheet is subject to change without notice due to continuous improvement of our products. You can find all records of the updates on our website www.tamesol.com or by contacting one of our sales staff. All rights reserved ©Tamesol ®

Authorized Partner:



Tamesol
ENERGÍA PARA VIVIR

V7 - January 2017 - FO.901.V7 - Tamesol®

TMS PV MODULES AND SOLAR SYSTEMS SL

Verema Street, 19. Calonge (Girona) SPAIN
Tel: (+34) 932 20 00 74
info@tamesol.com

www.tamesol.com