



Photovoltaic modules FAMEXWATT GFpoly 245-265

FAMEXWATT GF convinces by:

1. Flexible Planning

- Modules for all installation sizes
- Maximum efficiency
- Suitable for use in extreme site conditions

2. Easy Installation


- Low weight, convenient format
- Horizontal and vertical installation possible
- Optimal utilisation of the roof surface

3. Maximum Yield

- Only positive tolerance of up to 5 Wp
- Only the best performance

4. Long Lifetime

- Product warranty: 12 years
- Performance guarantee: 25 years linear at 80%
- Certified according to the strictest German and international standards



+5

WATTS
POSITIVE
TOLERANCE

12

YEAR
PRODUCT
WARRANTY

25

YEAR
LINEAR PERFORMANCE
GUARANTEE 80%

SUN ON DUTY



Photovoltaic modules

FAMEXWATT GFpoly 245-265

Electrical data under STC (Standard Test Conditions: 1000W/m², 25°C, AM1.5)

Parameter	P_{max}	245W	250W	255W	260W	265W
Rated Power	P_{max}	245W	250W	255W	260W	265W
Sorting limits of Performance		0/+5W	0/+5W	0/+5W	0/+5W	0/+5W
Voltage	U_{MPP}	29,90V	29,97V	30,08V	30,18V	30,29V
Open Circuit Voltage	U_{OC}	37,28V	37,49V	37,69V	37,90V	38,10V
Current	I_{MPP}	8,21A	8,35A	8,48A	8,62A	8,75A
Short – Circuit Current	I_{SC}	8,78A	8,86A	8,94A	9,02A	9,10A
Efficiency		14,7%	15,0%	15,3%	15,6%	15,9%


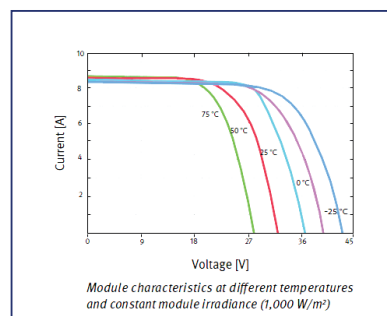
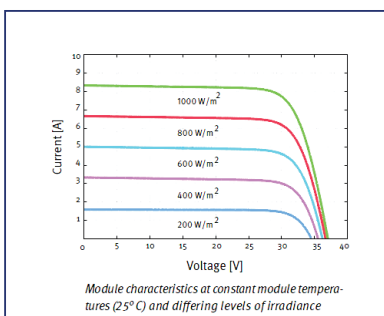
Electrical data at 800W/m², NOCT (45°C +/- 2K), AM1.5

Parameter	P_{max}	185W	189W	193W	197W	200W
Power in MPP	P_{max}	185W	189W	193W	197W	200W
Voltage	U_{MPP}	27,98V	28,02V	28,05V	28,09V	28,12V
Open Circuit Voltage	U_{OC}	34,54V	34,59V	34,63V	34,68V	34,73V
Current	I_{MPP}	6,62A	6,74A	6,86A	6,98A	7,12A
Short – Circuit Current	I_{SC}	7,02A	7,10A	7,18A	7,26A	7,34A

The efficiency decreases by approximately 3% compared to the efficiency under STC at an irradiation of 200W/m² and 25°C

Temperature data

Power Temperature Coefficient	$T_K(P_{MPP})$	-0,43%/K
Voltage Temperature Coefficient	$T_K(U_{OC})$	-0,32%/K
Current Temperature Coefficient	$T_K(I_{SC})$	0,04%/K



Further information

Number of cells	60
Max. system voltage	1000 V
Reverse current loading capability	17 A
Front cover	Special hardened low – iron glass with anti-reflex coating; Glare reduced to a minimum
Module connection	Junction box 3 bypass diodes IP 67 no potting, 2 x approx. 1m solar cable Ø4mm ² , plug connector PV4 IP 68
Snow/Wind load	Innoframe framed: 5400 Pa ≈ 550kg/m ²

