

DUAL-GLASS MODULE



Cetesolar 60 255-280 Watt POLY CRYSTALLINE MODULE

Positive power tolerance of 0~+3%

ISO9001:2008, ISO14001:2004, OHSAS18001 certified factory.
IEC61215, IEC61730 certified products.

(4BB)



KEY FEATURES



PID FREE:

The possibility of PID effect generation is greatly reduced by unique frameless design.



Higher Lifetime Power Yield:

0.5% annual power degradation
30 year linear power warranty



Saving BOS Cost:

Designed for high voltage systems of up to 1500 VDC, saving BOS cost



Improved Durability and Reliability:

Dual glass reduces micro-cracking, snail trails, corruptions caused by moisture, sand, salt mist, acid, alkali, etc. The optional Solar Super Shell Tape designed for dual glass module edge sealing helps prevent water vapor from entering the module and improve the reliability significantly.



Less Maintenance Requirement:

Reduced soiling and snow coverage requires less maintenance and enhances fire safety



Aesthetically Pleasing Design:

White encapsulation material maximizes module efficiency up to 17.11% (60-poly max. output 280W); Transparent EVA increases light transmission, ideal for installations requiring light to pass through

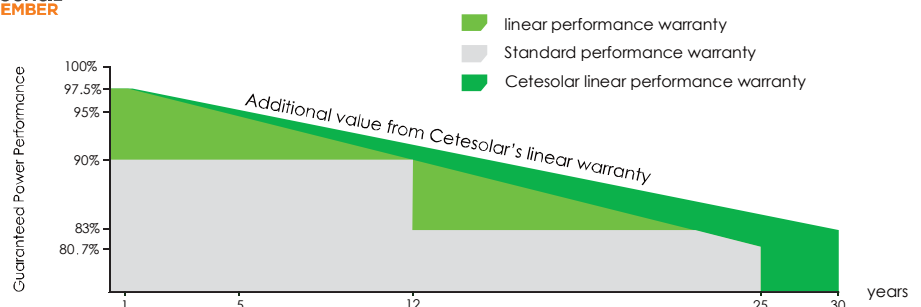


Strengthened Mechanical Support:

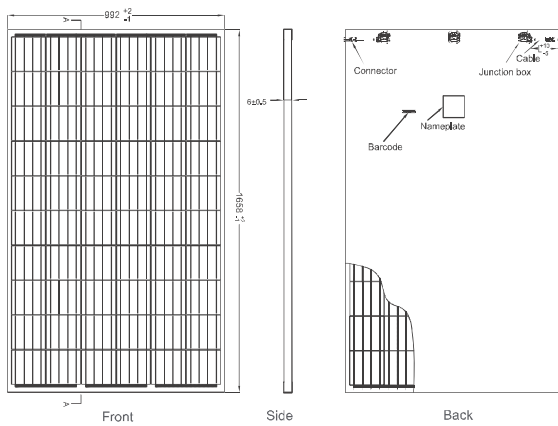
5400 Pa snow load, 2400 Pa wind load

LINEAR PERFORMANCE WARRANTY

10 Year Product Warranty • 30 Year Linear Power Warranty
0.5% Annual Degradation Over 30 years



Engineering Drawings



T



*If using shell tape, length and width will add 2mm respectively, thickness will add to 8mm.

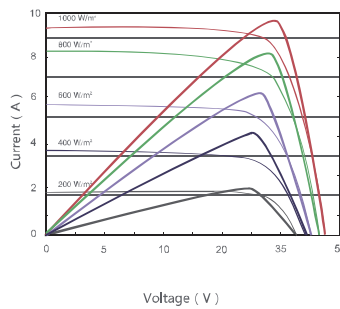
Packaging Configuration

(Two boxes=One pallet)

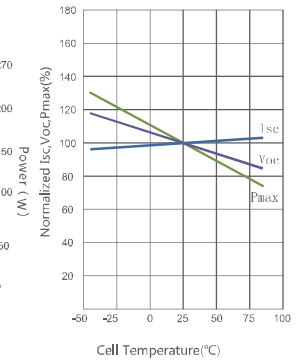
33pcs/box, 66pcs/pallet, 858 pcs/ 40'HQ Container

Electrical Performance & Temperature Dependence

Current-Voltage & Power-Voltage Curves (265W)



Temperature Dependence of Isc, Voc, Pmax



Mechanical Characteristics

Cell Type	Poly-crystalline 156×156mm (6 inch)
No. of cells	60 (6×10)
Dimensions	1658x992x6mm(65.27x39.05x0.24 inch, 2.5mm Glass)
Weight	24kg(53 lbs, 2.5mm Glass)
Front Glass	2.5mm High transmission, Anti-Reflection coating, semi-tempered glass
Back Glass	2.5mm Semi-tempered glass
Junction Box	IP67 Rated
Output Cables	TUV 1×4.0mm ² positive – 250mm, negative- 150mm or customized

SPECIFICATIONS

Module Type	CS255P-60DG		CS260P-60DG		CS265P-60DG		CS270P-60DG		CS275P-60DG		CS280P-60DG	
	STC	NOCT	STC	NOCT	STC	NOCT	STC	NOCT	STC	NOCT	STC	NOCT
Maximum Power (Pmax)	255Wp	190Wp	260Wp	194Wp	265Wp	198Wp	270Wp	202Wp	275Wp	205Wp	280Wp	209Wp
Maximum Power Voltage (Vmp)	30.8V	28.1V	31.1V	28.3V	31.4V	28.7V	31.7V	29.0V	32.0V	29.3V	32.3V	29.6V
Maximum Power Current (Imp)	8.28A	6.75A	8.37A	6.84A	8.44A	6.91A	8.52A	6.97A	8.61A	7.00A	8.69A	7.06A
Open-circuit Voltage (Voc)	38.0V	35.0V	38.1V	35.1V	38.6V	35.3V	38.8V	35.6V	39.1V	35.9V	39.4V	36.1V
Short-circuit Current (Isc)	8.92A	7.22A	8.98A	7.26A	9.03A	7.31A	9.09A	7.35A	9.15A	7.37A	9.20A	7.42A
Module Efficiency STC (%)	15.57%		15.88%		16.19%		16.50%		16.80%		17.11%	
Operating Temperature(°C)	-40°C~+85°C											
Maximum system voltage	1000(or 1500)VDC (IEC)											
Maximum series fuse rating	15A											
Power tolerance	0~+3%											
Temperature coefficients of Pmax	-0.40%/°C											
Temperature coefficients of Voc	-0.30%/°C											
Temperature coefficients of Isc	0.06%/°C											
Nominal operating cell temperature (NOCT)	45±2°C											

*STC: Irradiance 1000W/m² Cell Temperature 25°C AM=1.5

NOCT: Irradiance 800W/m² Ambient Temperature 20°C AM=1.5 Wind Speed 1m/s

* Power measurement tolerance: ± 3%

Cetesolar Co.,Ltd. | Mail:sales@cetesolar.com
Office:+86-731-87012835

Skype:cetesolar
Mobile/What'sApp:+86-18807419000