

# Eagle Dual 60

## 265-285 Watt

### POLYCRYSTALLINE MODULE

Positive power tolerance of 0~+3%

ISO9001:2008, ISO14001:2004, OHSAS18001 certified factory.  
IEC61215, IEC61730 certified products.



(5BB)



## KEY FEATURES



### PID FREE:

The possibility of PID effect generation is greatly reduced by unique frameless design.



### Higher Lifetime Power Yield:

0.5% annual power degradation  
30 year linear power warranty



### Saving BOS Cost:

Designed for high voltage systems of up to 1500 VDC, saving BOS cost



### Improved Durability and Reliability:

Dual glass reduces micro-cracking, snail trails, corruptions caused by moisture, sand, salt mist, acid, alkali, etc. The optional Solar Super Shell Tape designed for dual glass module edge sealing helps prevent water vapor from entering the module and improve the reliability significantly.



### Less Maintenance Requirement:

Reduced soiling and snow coverage requires less maintenance and enhances fire safety



### Aesthetically Pleasing Design:

White encapsulation material maximizes module efficiency up to 17.33% (60-poly max. output 285W); Transparent EVA increases light transmission, ideal for installations requiring light to pass through

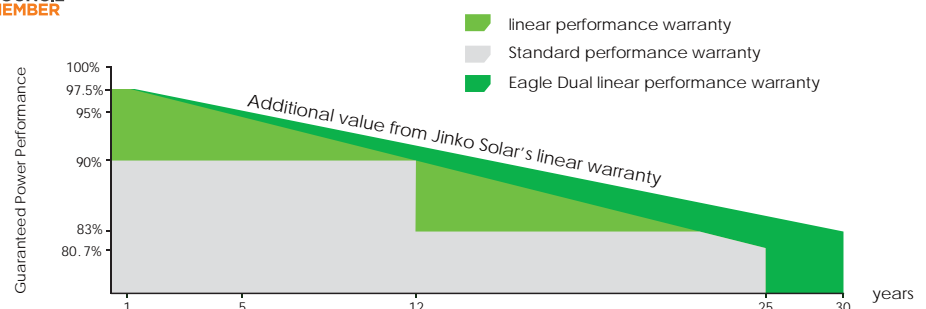


### Strengthened Mechanical Support:

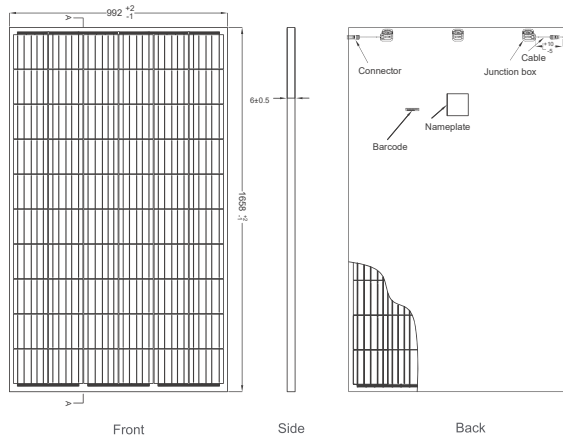
5400 Pa snow load, 2400 Pa wind load

## LINEAR PERFORMANCE WARRANTY

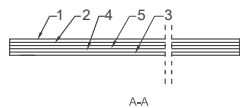
10 Year Product Warranty • 30 Year Linear Power Warranty  
0.5% Annual Degradation Over 30 years



## Engineering Drawings



I



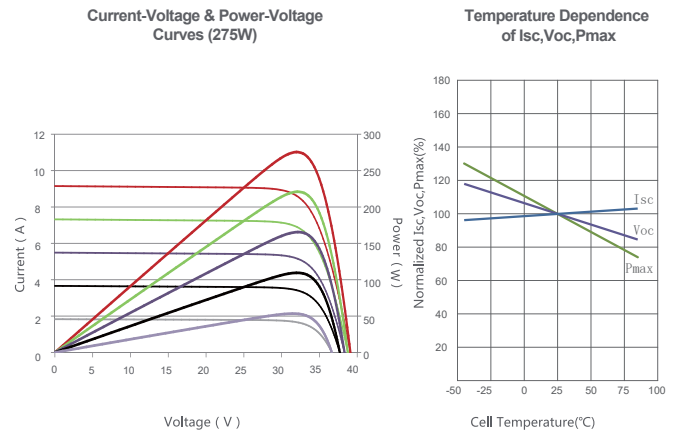
\*If using shell tape, length and width will add 2mm respectively, thickness will add to 8mm.

## Packaging Configuration

(Two boxes=One pallet)

33pcs/box, 66pcs/pallet, 858 pcs/ 40'HQ Container

## Electrical Performance & Temperature Dependence



## Mechanical Characteristics

Cell Type	Poly-crystalline 156×156mm (6 inch)
No. of cells	60 (6×10)
Dimensions	1658x992x6mm(65.27x39.05x0.24 inch, 2.5mm Glass)
Weight	24kg(53 lbs, 2.5mm Glass)
Front Glass	2.5mm High transmission, Anti-Reflection coating, semi-tempered glass
Back Glass	2.5mm Semi-tempered glass
Junction Box	IP67 Rated
Output Cables	TUV 1×4.0mm <sup>2</sup> positive – 250mm, negative- 150mm or customized

## SPECIFICATIONS

Module Type	JKM265PP-60-DV		JKM270PP-60-DV		JKM275PP-60-DV		JKM280PP-60-DV		JKM285PP-60-DV	
	STC	NOCT	STC	NOCT	STC	NOCT	STC	NOCT	STC	NOCT
Maximum Power (Pmax)	265Wp	197Wp	270Wp	200Wp	275Wp	204Wp	280Wp	208Wp	285Wp	212Wp
Maximum Power Voltage (Vmp)	31.4V	29.0V	31.7V	29.4V	32.0V	29.8V	32.3V	30.1V	32.5V	30.4V
Maximum Power Current (Imp)	8.44A	6.78A	8.52A	6.80A	8.61A	6.85A	8.69A	6.91A	8.77A	6.97A
Open-circuit Voltage (Voc)	38.6V	35.3V	38.8V	35.4V	39.1V	35.4V	39.4V	35.6V	39.6V	35.7V
Short-circuit Current (Isc)	9.03A	7.36A	9.09A	7.38A	9.15A	7.44A	9.20A	7.99A	9.26A	8.05A
Module Efficiency STC (%)	16.11%		16.42%		16.72%		17.02%		17.33%	
Operating Temperature(°C)	-40°C~+85°C									
Maximum system voltage	1500VDC (IEC)									
Maximum series fuse rating	20A									
Power tolerance	0~+3%									
Temperature coefficients of Pmax	-0.40%/°C									
Temperature coefficients of Voc	-0.31%/°C									
Temperature coefficients of Isc	0.06%/°C									
Nominal operating cell temperature (NOCT)	45±2°C									

\*STC: Irradiance 1000W/m<sup>2</sup> Cell Temperature 25°C AM=1.5

NOCT: Irradiance 800W/m<sup>2</sup> Ambient Temperature 20°C AM=1.5 Wind Speed 1m/s

\* Power measurement tolerance: ± 3%