CSGAAAM2-60(AAA=260W-290W)

(5BB)

High Efficiency
Poly-crystalline Solar Module

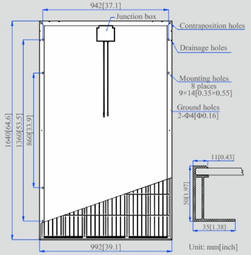

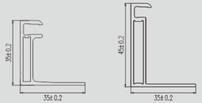

I-V Curves

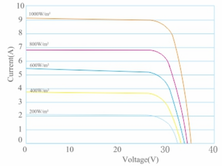

I-V Curves of PV module CSG280W at different light power

Typical Electrical Characteristics

Solar cells:	Poly-Crystalline 156.75×156.75mm 60pcs (6×10) —— 5 bus bars						
Max-power	260	265	270	275	280	285	290
Power Tolerance	0 to +6W						
Voltage at Pmax (Vmp)	31.3	31.5	31.7	31.9	32.1	32.3	32.5
Current at Pmax (Imp)	8.31	8.41	8.52	8.62	8.73	8.83	8.93
Open-Circuit Voltage (Voc)	38.2	38.4	38.7	38.9	39.1	39.3	39.5
Short-Circuit Current (Isc)	8.99	9.10	9.22	9.33	9.45	9.56	9.66
Max-System Voltage (VDC)	1000V(IEC), 600V(UL)						
Cell Efficiency	17.9	18.3	18.6	18.8	19.1	19.3	19.7
Module Efficiency	16.0	16.3	16.6	16.9	17.2	17.5	17.8
No. of Bypass Diodes (pcs.)	3						
Max. Series Fuse (A)	15A						
Temperature Coefficient of Pmax	-0.45%/℃						
Temperature Coefficient of Voc	-0.34%/℃						
Temperature Coefficient of Isc	0.05%/℃						
Nominal Operating Cell Temperature	45±2 ℃						

***STC Conditions** (1000W/m²; 1.5 AM and 25℃ Cell temperature)

Mechanical Characteristics

Cable type, Diameter and Length	Φ=4mm², L=900±5mm
Type of Connector	Compatible type MC4
Dimension A×B×C	1640×992×45/40/35mm
Weight	18.3/18.0/17.7kg
No. of Draining Holes In Frame	16
Construction	Glass: High Transmission, Low Iron, Tempered Glass 3.2mm Encapsulation: EVA Back side: White
Junction Box	IP67 Rated
Frame	Clear anodized aluminum alloy type 6063T5 frame

Qualification Test Parameters

Dielectric Insulation Voltage	6000VDC max
Operating Temperature	-40℃～+85℃
Max load	5400Pa
Hailstone impact	25mm (1inch) at 23m/s (52mph)
Fire rating	Class C

Packaging Configuration 1640×992×45mm

Packaging Configuration	22pcs/box and 2pcs/box
Loading Capacity	672pcs/40HQ 240pcs/20GP

Packaging Configuration 1640×992×35mm

Packaging Configuration	30 pcs/box and 2 pcs/box
Loading Capacity	896 pcs/40HQ 288 pcs/20GP

Version 9.0 2018

CSGAAAM2-72(AAA=310W-340W)

(5BB)

High Efficiency
Poly-crystalline Solar Module

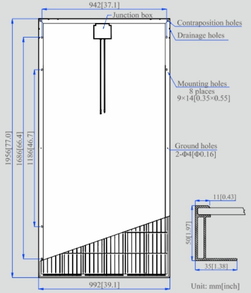

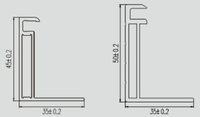

I-V Curves

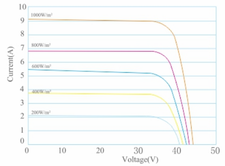

I-V Curves of PV module CSG 325W at different light power

Typical Electrical Characteristics

Solar cells:	Poly-Crystalline 156.75×156.75mm 72pcs (6×12) —— 5 bus bars						
Max-power	310	315	320	325	330	335	340
Power Tolerance	0 to +6W						
Voltage at Pmax (Vmp)	36.9	37.0	37.1	37.2	37.3	37.4	37.5
Current at Pmax (Imp)	8.40	8.51	8.63	8.74	8.84	8.95	9.06
Open-Circuit Voltage (Voc)	45.2	45.3	45.4	45.5	45.6	45.7	45.8
Short-Circuit Current (Isc)	9.09	9.21	9.33	9.46	9.55	9.67	9.78
Max-System Voltage (VDC)	1000V(IEC), 600V(UL)						
Cell Efficiency	17.9	18.2	18.5	18.8	19.0	19.3	19.5
Module Efficiency	16.0	16.3	16.5	16.8	17.0	17.3	17.5
No. of Bypass Diodes (pcs.)	3						
Max. Series Fuse (A)	15A						
Temperature Coefficient of Pmax	-0.45%/℃						
Temperature Coefficient of Voc	-0.34%/℃						
Temperature Coefficient of Isc	0.05%/℃						
Nominal Operating Cell Temperature	45±2 ℃						

***STC Conditions** (1000W/m²; 1.5 AM and 25℃ Cell temperature)

Mechanical Characteristics

Cable type, Diameter and Length	Φ=4mm2, L=1000±5mm
Type of Connector	Compatible type MC4
Dimension A×B×C	1956×992×50/45mm
Weight	22.5/21kg
No. of Draining Holes In Frame	16
Construction	Glass: High Transmission, Low Iron, Tempered Glass 3.2mm Encapsulation: EVA Back side: White
Junction Box	IP67 Rated
Frame	Clear anodized aluminum alloy type 6063T5 frame

Qualification Test Parameters

Dielectric Insulation Voltage	6000VDC max
Operating Temperature	-40℃～+85℃
Max load	5400Pa
Hailstone impact	25mm (1inch) at 23m/s (52mph)
Fire rating	Class C

Packaging Configuration 1956×992×50mm

Packaging Configuration	20pcs/box and 2pcs/box
Loading Capacity	484pcs/40HQ 190pcs/20GP

Packaging Configuration 1956×992×45mm

Packaging Configuration	23 pcs/box and 2 pcs/box
Loading Capacity	550 pcs/40HQ 205 pcs/20GP

Version 9.0 2018

CSGAAAM2DG-60(AAA=255W-280W)

(5BB)



High Efficiency
Poly-crystalline Solar Module

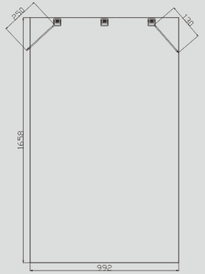

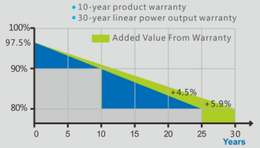

I-V Curves

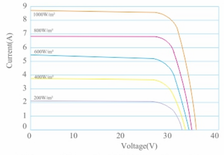

I-V Curves of PV module CSG 250W at different light power

Typical Electrical Characteristics

Solar cells:	Poly-Crystalline 156.75×156.75mm 60pcs (6×10) —— 5 bus bars					
Max-power	255	260	265	270	275	280
Power Tolerance	0 to +3%					
Voltage at Pmax (Vmp)	30.9	31.3	31.7	32.1	32.4	32.8
Current at Pmax (Imp)	8.26	8.31	8.37	8.42	8.48	8.53
Open-Circuit Voltage (Voc)	37.9	38.4	38.9	39.4	39.9	40.4
Short-Circuit Current (Isc)	8.80	8.86	8.91	8.96	9.02	9.07
Max-System Voltage (VDC)	1500V(IEC), 1000V(UL)					
Cell Efficiency	17.9	18.2	18.5	18.8	19.1	19.4
Module Efficiency	15.5	15.8	16.1	16.4	16.7	17.0
No. of Bypass Diodes (pcs.)	3					
Max. Series Fuse (A)	15A					
Temperature Coefficient of Pmax	-0.46%/℃					
Temperature Coefficient of Voc	-0.36%/℃					
Temperature Coefficient of Isc	0.08%/℃					
Nominal Operating Cell Temperature	45±2 ℃					

***STC Conditions** (1000W/m²; 1.5 AM and 25℃ Cell temperature)

Mechanical Characteristics

Cable type, Diameter and Length	Φ=4mm², L=Can Be Customized
Type of Connector	Compatible type MC4
Dimension A×B×C	1658×992×5/6/7.5mm
Weight	22.5/23.5/26kg
No. of Draining Holes In Frame	0
Construction	Glass: High Transmission, Low Iron, Tempered Glass 2.0/2.5/3.2mm Encapsulation: EVA
Junction Box	IP67 Rated

Qualification Test Parameters

Dielectric Insulation Voltage	6000VDC max
Operating Temperature	-40℃～+85℃
Max load	5400Pa
Hailstone impact	25mm (1inch) at 23m/s (52mph)
Fire rating	Class A

Packaging Configuration

Packaging Configuration	30 pcs/box
Loading Capacity	780 pcs/40HQ 324 pcs/20GP

Version 9.0 2018

CSG PVTECH CO.,LTD.

CSG PVTech Co., Ltd.was established in 2006 as a wholly owned subsidiary of CSG Holding Co., Ltd. As one of the first enterprises entering into the photovoltaic industry, we are a professional company in R&D, production and sales of solar cells and solar modules in Guangdong province, China. Relying on CSG holding group's integrated complete photovoltaic industrial chain from high purity polysilicon materials, ultra-white glass, to solar cell and module, we have a rare strategic advantage in the photovoltaic industry.

WWW.CSGPVTECH.COM

CSG PVTECH CO.,LTD.
[illegible]