


Photowatt® PW2450F



The high quality photovoltaic module

The module PW2450F benefits from the highest conversion efficiency of the Photowatt® range. The major steps of manufacturing are exclusively processed in France, with the most successful components on the market.

60 CELLS

MULTICRYSTALLINE MODULE



280-260 Wp

TYPICAL POWER



ENVIRONMENTAL STANDARDS

- Meet the most demanding standards of the industry (ISO 14001)
- Co-founder of PV-CYCLE France for recycling used panels
- Priority to drastically limiting the carbon footprint

16,9%

TYPICAL EFFICIENCY



DURABILITY AND PERFORMANCE

- Modules certified by international laboratories (VDE)
- Anti-reflective coated glass to maximize power output
- Cells' sorting according to reverse current and shunt resistance

CO₂

LOW-CARBON



RELIABILITY

- 100% electroluminescence (EL) testing process
- Reliability tests extended up to 2 times vs. IEC standards
- Calibration controls performed by independent laboratories

0/+5 Wp

POWER TOLERANCE



HIGHLY RESISTANT AND LIGHT FRAMING

- High resistance to snow (5400 Pa) and wind load (2400 Pa)
- Module weight for easy handling

MECHANICAL CHARACTERISTICS

Cell type	Multicrystalline
Module size	1685 x 993 x 40 mm
Cell size	156 x 156 mm (± 1%)
Cells number	60 (6x10)
Module weight	20 kg
Front cover	3.2 mm anti-reflected tempered glass
Back cover	With Tedlar*
Frame material	Anodized aluminum alloy
J-BOX	IP 65
Solar cables	UV resistant, 4.0 mm ² , 1100mm
Connector type	MC4 or MC4 compatible

OPERATING CONDITIONS

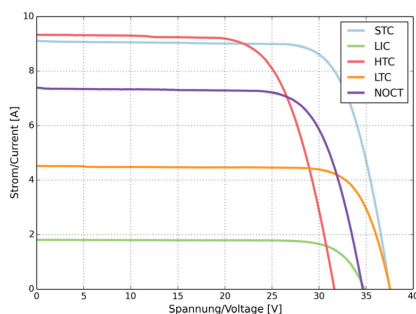
Operating temperature	-40°C à +85°C
High resistance to snow and wind load	5400 Pa (Snow) 2400 Pa (Wind)
Reverse current I _R	20A
Maximum system voltage	1000V DC (IEC)
Maximal serie fuse rating	15A
PID	Free

TEMPERATURE COEFFICIENT *

Typical cells temperature NOCT	°C	47,3 (±2)
Temperature coefficient P _{max}	γ	-0,42 %/°C
Temperature coefficient V _{oc}	β	-0,34 %/°C
Temperature coefficient I _{sc}	α	+0,06%/°C

*1000 W/m²; temperature 25°C; spectrum AM 1,5

TEMPERATURE CURVES



WARRANTY

Product warranty	10 years
Linear power output warranty*	25 years

*See general warranty terms and conditions

TECHNICAL CHARACTERISTICS (STC*)

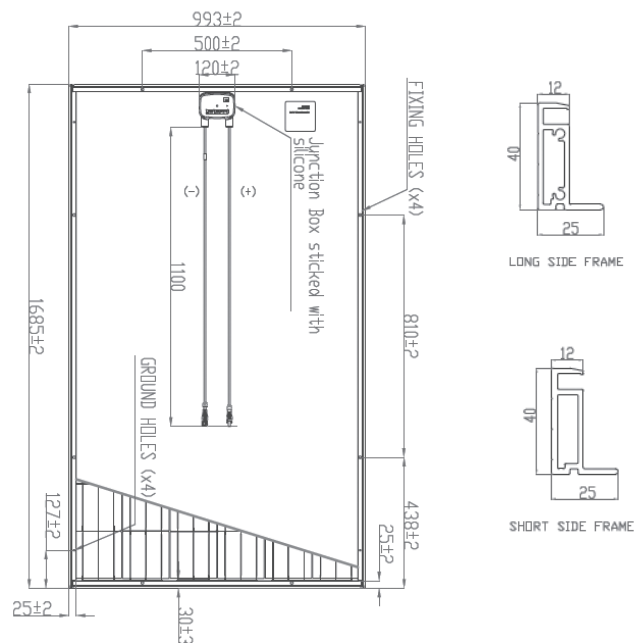
Typical power	W	280	275	270	265	260
Power tolerance	W	0/+5	0/+5	0/+5	0/+5	0/+5
Voltage at typical power	V	31.3	31.1	30.9	30.7	30.5
Current at typical power	A	9.00	8.90	8.75	8.68	8.61
Open circuit voltage	V	38.5	38.4	38.2	38.1	37.9
Short circuit current	A	9.50	9.40	9.29	9.21	9.16
Module conversion efficiency	%	16.9	16.6	16.3	16.0	15.7

*Under Standard Test Conditions : STC
(1000 W/m²; spectrum AM 1,5; cell temperature 25°C)

TECHNICAL CHARACTERISTICS (NOCT*)

Typical power	W	280	275	270	265	260
Maximum power	W	200	197	194	191	188
Voltage at maximum power	V	28.8	28.6	28.4	28.2	28.0
Current operating income	A	7.10	7.00	6.90	6.80	6.70
Open circuit voltage	V	35.1	35.0	34.9	34.8	34.7
Short circuit current	A	7.70	7.60	7.50	7.40	7.30

*Nominal Operating Cell Temperature : NOCT
(800 W/m²; temperature 20°C; wind speed 1 m/s)



QUALITY CERTIFICATES

