

SASA SMART HOT-SPOT FREE MODULE

SS SMM6-72 Series 320W-350W




ILLUSTRATION ONLY

- POWER RANGE**
 Plus-Sorting 0 to + 4,99Wp
- PID RESISTANT**
 Potential Induced Degradation Free
- SALT CORROSION RESISTANT**
 Certified for Salt Rich Environment
- SAND RESISTANT**
 Certified for Sand Rich Environment
- AMMONIA RESISTANT**
 Certified for Ammonia Rich Atmosphere
- HIGHLY STABLE AND TOUGH**
 Maximum Mechanical Load 5400 Pa



GERMAN
QUALITY

We produce
with green energy!



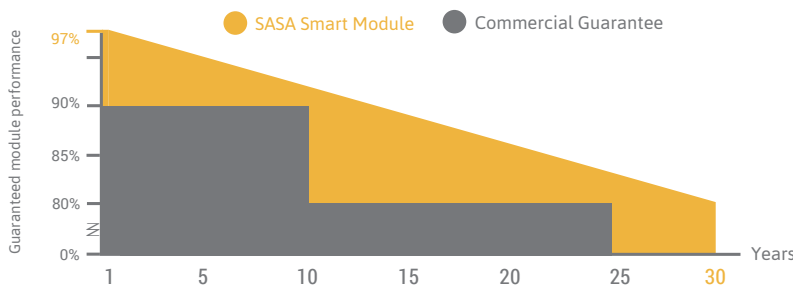
GERMAN QUALITY
 Sasa Solar photovoltaic modules are manufactured using high-quality materials, automated machine, German Technology and Standards

PLUS-SORTING
 Higher yield due to plus-sorting of 0 to +4.99 Wp guarantees the high system efficiency and yield stability

PERFORMANCE GUARANTEE
 Sasa Solar assures high investment, security and warranty claims by providing linear performance guarantee of 30 years and 12 years of product warranty

CERTIFICATES
 Lining with International Standards, Sasa Solar Photovoltaic modules are tested and certified under extreme stress and it can bear harsh environmental influences

OUR PERFORMANCE GUARANTEE



22 Sin Ming Lane, #06-76 Midview City
Singapore 573969

Tel: +65-6750-4474
Fax: +65-6722-8423

Email: sales@sasa-solar.com
Website: www.sasa-solar.com

Factory Address: No. 62, North 1 Street, Hongze Economic Development Zone, 223100 Hongze, JIANGSU, P. R. China



ELECTRICAL DATA

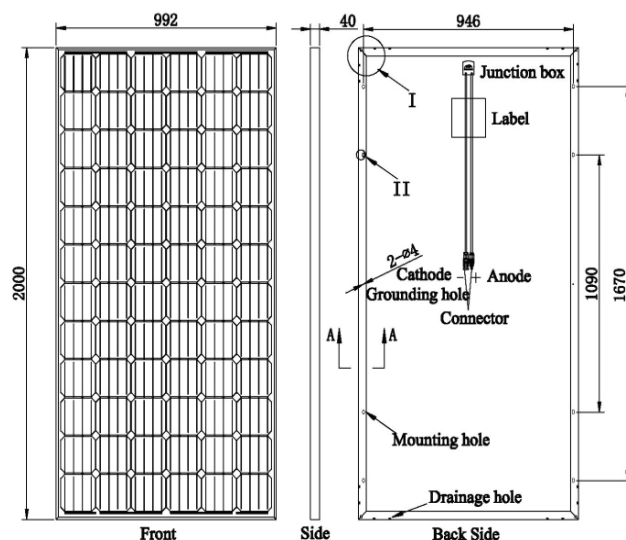
		SS320SM M6-72	SS325SM M6-72	SS330SM M6-72	SS335SM M6-72	SS340SM M6-72	SS345SM M6-72	SS350SM M6-72
Nominal power	Pm (Wp)	320	325	330	335	340	345	350
Open circuit voltage	Voc (V)	46.43	46.62	46.74	46.84	46.94	47.08	47.23
Short-circuit current	Isc (A)	9.26	9.34	9.38	9.43	9.48	9.51	9.55
Voltage at max power	Vmp (V)	38.27	38.54	38.72	38.85	39.09	39.34	39.46
Current at max power	Imp (A)	8.36	8.43	8.52	8.62	8.70	8.77	8.87
Module Efficiency	(%)	16.13	16.38	16.63	16.86	17.14	17.39	17.64
System Voltage	(V)	1000						
Temp. coefficient Voc	(% / °C)	-0.33						
Temp. coefficient Isc	(% / °C)	0.059						
Temp. coefficient Pm	(% / °C)	-0.41						
Operating temp.	(°C)	-40 to +85						
NOCT	(°C)	45±2						

The electrical data apply to standard test conditions (STC): Irradiance of 1000 W/m² with spectrum AM 1.5 and a cell temperature of 25°C.

TECHNICAL DATA

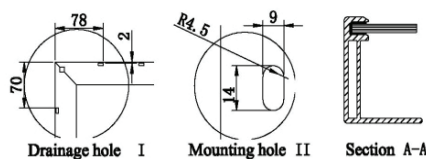
Junction box	3 bypass diodes, IP 67
Wire cross section (Ø, mm ²)	4.0 / AWG 12
Cable length (mm)	900 or 1000
Connector type	MC 4 / MC 4 compatible
Dimensions (L x W x H, mm)	2000 x 992 x 40
Weight (kg)	24
Specification (mm)	Mono 156 / 6 x 12
Hail resistance	Max. Ø 28 mm, at 23 m/s
Wind load	2400Pa / 244kg / m ²
Mechanical load	5400Pa / 550kg / m ²

SCALE



PACKAGING INFORMATION

Packing Configuration	54pcs / pallet
Loading Capacity	594pcs / 40HQ
Size / pallet (mm)	2040 x 1120 x 2335
Weight	1410kg / pallet


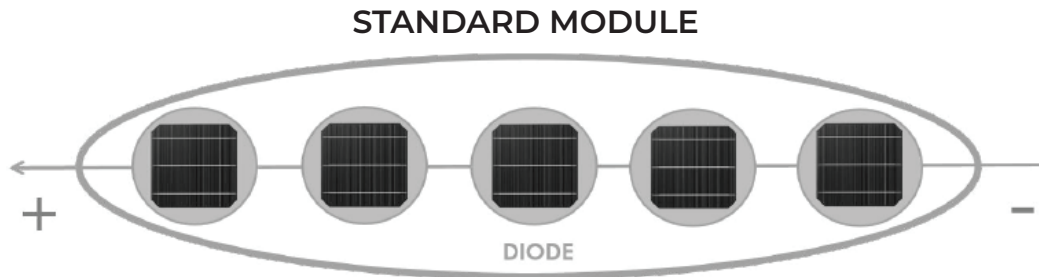


Sasa Smart Module

Maximize Solar Module Power



SASA SMART HOT-SPOT FREE technology protects each cell by an individual bypass diode



SASA Smart Module technology protects each cell by an individual bypass diode. When the current of a single cell does not match the current of the whole string, that cell has a reverse voltage, when measured more than 0.6V, it will automatically activate the bypass diode. As a result, the rest of the cells will not be affected by the disruption. The heated cell will consume less energy generated by the unaffected cells, and produce less heat. Meanwhile, only the heated cell will be bypassed, and the rest of good cells will continue generating power.



INCREASED EFFICIENCY AND YIELD

This new technology prevents instant falls in the module output, thus increasing the performance ratio up to 30%. The SASA Smart module loses the output of only one single cell during the shading, while a standard module will lose output of all cells in a string.



SAFETY AND RELIABILITY

With lower operating temperature less than 85°C, SASA Smart module not only eliminates potential causes for back sheet degradation but also prevents damage to silicon-based cells, hence enhancing reliability and ensuring more safety of the module.



ENHANCED LIFETIME

The lifetime of SASA Solar Hot-Spot Free Module is up to 25 years over standard warranty term of modules on the market.



MORE SOLAR POWER

When multiple cells are in shading, a hot-spot free module can generate up to 80% more power, compared to a standard module.



22 Sin Ming Lane, #06-76 Midview City
Singapore 573969

Tel: +65-6750-4474
Fax: +65-6722-8423

Email: sales@sasa-solar.com
Website: www.sasa-solar.com

Factory Address: No. 62, North 1 Street, Hongze Economic Development Zone, 223100 Hongze, JIANGSU, P. R. China






SHADING CASES

1 cell in a string

2 cells in 2 strings

1 row of cell

SASA SOLAR SMART MODULE






OUTPUT OF SASA SMART MODULE

95%

93%

83%

STANDARD MODULE



OUTPUT OF STANDARD MODULE

64%

38%

1%

SASA Solar Smart Module is a smart choice to maximize solar module power for both rooftop and ground mounted installations.

