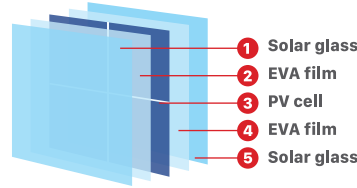

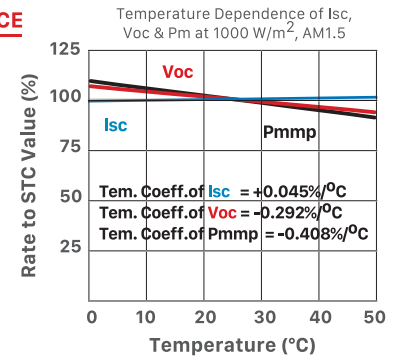


156 SERIES POLYCRYSTALLINE - DOUBLE GLASS

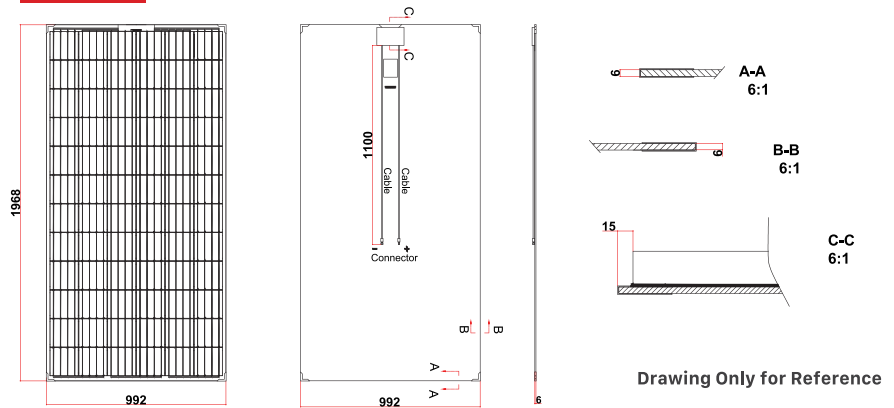
SOLAR MODULE: 310 W, 315 W, 320 W, 325 W, 330 W, 335 W, 340 W, 345 W, 350 W



PERFORMANCE



STRUCTURE



ELECTRICAL CHARACTERISTICS STC	IR310P-72DG	IR315P-72DG	IR320P-72DG	IR325P-72DG	IR330P-72DG	IR335P-72DG	IR340P-72DG	IR345P-72DG	IR350P-72DG
Maximum Power (Pmax)	310 W	315 W	320 W	325 W	330 W	335 W	340 W	345 W	350 W
Power Tolerance	0 ~ 3%	0 ~ 3%	0 ~ 3%	0 ~ 3%	0 ~ 3%	0 ~ 3%	0 ~ 3%	0 ~ 3%	0 ~ 3%
Module Efficiency	15.9 %	16.1 %	16.4 %	16.7 %	16.9 %	17.2 %	17.4 %	17.7 %	17.9 %
Maximum Power Current (Imp)	8.40 A	8.47 A	8.53 A	8.60 A	8.68 A	8.79 A	8.91 A	9.03 A	9.14 A
Maximum Power Voltage (Vmp)	36.91 V	37.20 V	37.52 V	37.80 V	38.02 V	38.12 V	38.17 V	38.21 V	38.30 V
Short Circuit Current (Isc)	8.90 A	8.98 A	9.04 A	9.12 A	9.23 A	9.31 A	9.45 A	9.56 A	9.69 A
Open Circuit Voltage (Voc)	45.77 V	46.23 V	46.62 V	46.78 V	47.02 V	47.29 V	47.41 V	47.52 V	47.60 V

Values at Standard Test Conditions (STC: Air Mass AM 1.5, Irradiance 1000 W/m², Cell Temperature 25°C)

ELECTRICAL CHARACTERISTICS NOCT	IR310P-72DG	IR315P-72DG	IR320P-72DG	IR325P-72DG	IR330P-72DG	IR335P-72DG	IR340P-72DG	IR345P-72DG	IR350P-72DG
Maximum Power (Pmax)	226.00 W	230.00 W	234.00 W	237.00 W	241.00 W	245.00 W	248.00 W	252.00 W	256.00 W
Maximum Power Current (Imp)	6.66 A	6.71 A	6.77 A	6.81 A	6.90 A	6.98 A	7.05 A	7.15 A	7.25 A
Maximum Power Voltage (Vmp)	33.95 V	34.29 V	34.58 V	34.81 V	34.94 V	35.11 V	35.18 V	35.25 V	35.32 V
Short Circuit Current (Isc)	7.12 A	7.18 A	7.23 A	7.30 A	7.46 A	7.51 A	7.62 A	7.71 A	7.80 A
Open Circuit Voltage (Voc)	42.57 V	42.99 V	43.36 V	43.59 V	43.78 V	43.89 V	44.06 V	44.30 V	44.43 V

Values at Nominal Operating Cell Temperature (NOCT: Wind Velocity 1 m/s, Irradiance 800 W/m², Ambient Temperature 20°C)

MECHANICAL CHARACTERISTICS

Cell Type	156.75 x 156.75 mm Polycrystalline, 72(6x12) pcs in series
Front/Back	High Transmission, Low Iron, Tempered Glass
Frame	Frameless
Junction Box	Rated current ≥ 15 A, IP ≥ 67, TUV & UL, 3 diodes
Dimension	1968 x 992 x 6 mm
Output Cable	4 mm ² (EU)/12 AWG (US), 1100 mm
Weight	23 kg
Installation hole Location	See Drawing Above

PACKING INFORMATION

Container	20' GP	40' GP	40' HQ
Pallets per Container	5	11	11
Pieces per Container	190	418	418

WORKING CONDITIONS

Operating Temperature	-40°C to +85°C
Maximum System Voltage	1500 VDC (IEC) / 1500 VDC (UL)
Maximum Series Fuse Rating	20 A (IEC) / 20 A (UL)
NOCT	45 ± 2
Application Class	Class A