

**210 Watt**

## 48 Cell Polycrystalline Module

### Features

**Ultra-light:** Through replacement of the glass and optimization of the frame eArche weighs as 70% less than conventional PV panels.

**Flexible:** eArche combines a unique, patented material with other industry-leading technologies to produce superior flexible crystalline-silicon panel which can be installed on curved surface.


**Aesthetics:** Aesthetically pleasing design with patented materials and sophisticated manufacturing process results in a high-efficiency, attractive panel, with no light pollution, PID-free operation and high levels of safety.

**Easy Installation:** eArche can reduce installation cost by up to 50% through the use of re-engineered components, ease of handling and faster installation.

**Transportation:** eArche's innovative frame and low weight will very significantly reduce the cost of transportation.

**Deployment:** Ultra-light weight, flexibility and customizable size make eArche the best choice to change the way how solar is deployed in the market and bring added value to special applications.

**Durability:** eArche panels are certified to withstand extreme wind (2400 Pascal) and snow loads (5400 Pascal), while special materials and stringent quality control ensure panel longevity.



**205-210 W**

**POWER OUTPUT RANGE**

**0-5 W**

**POWER TOLERANCE**

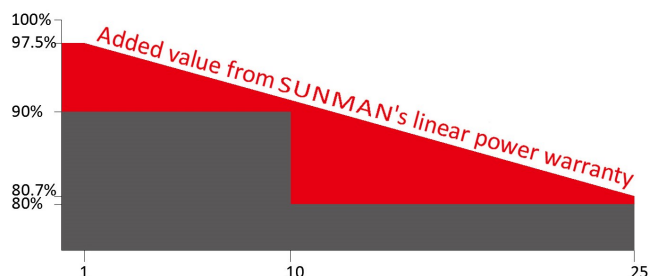
### LINEAR

### PERFORMANCE

### WARRANTY

10 Year Product Warranty

25 Year Linear Power Warranty



**Electrical Characteristics**

STC	SMD210P-4X12	SMD205P-4X12
Maximum Power ( $P_{max}$ )	210	205
Maximum Power Voltage ( $V_{mp}$ )	25.4	25.1
Maximum Power Current ( $I_{mp}$ )	8.27	8.17
Open-circuit Voltage ( $V_{oc}$ )	30.8	30.6
Short-circuit Current ( $I_{sc}$ )	8.73	8.62
Module Efficiency (%)	15.4	15.0
Operating Temperature ( $^{\circ}C$ )	-40 $^{\circ}C$ to 85 $^{\circ}C$	
Maximum System Voltage	600 V DC (IEC)	
Maximum Series Fuse Rating	20 A	
Application Class	Class A	
Power Tolerance	0/+5 W	

STC: Irradiance 1000W/m<sup>2</sup>, Cell temperature 25 $^{\circ}C$ , AM=1.5.

NOCT	SMD210P-4X12	SMD205P-4X12
Maximum Power ( $P_{max}$ )	156	152
Maximum Power Voltage ( $V_{mp}$ )	23.4	23.2
Maximum Power Current ( $I_{mp}$ )	6.67	6.56
Open-circuit Voltage ( $V_{oc}$ )	28.6	28.4
Short-circuit Current ( $I_{sc}$ )	7.00	6.92

NOCT: Irradiance 800W/m<sup>2</sup>, Ambient temperature 20 $^{\circ}C$ , Wind speed 1 m/s.

**Mechanical Characteristics**

Solar Cell	Polycrystalline silicon (6 inches)
No. of Cells	48 (4 × 12)
Module Dimensions	1979×689×5.6 mm (77.9×27.1×0.2 inch)
Weight	4.8 kgs (10.6 lbs)
Backsheet	White
Frame	Black Anodized Aluminium Alloy
J-box	IP 68 rated
Output Cables	Photovoltaic technology cable 4.0 mm <sup>2</sup> , (+)150 / (-)450 mm
Connector	MC4 compatible

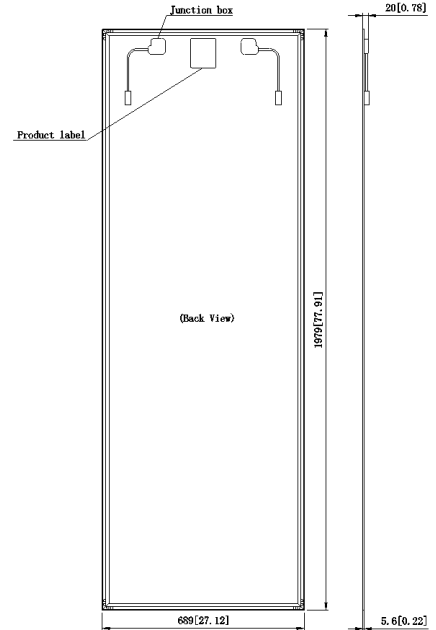
**Packaging Configuration**

	20' GP	40' HC
Module per pallet	54	54
Pieces per container	540	1080

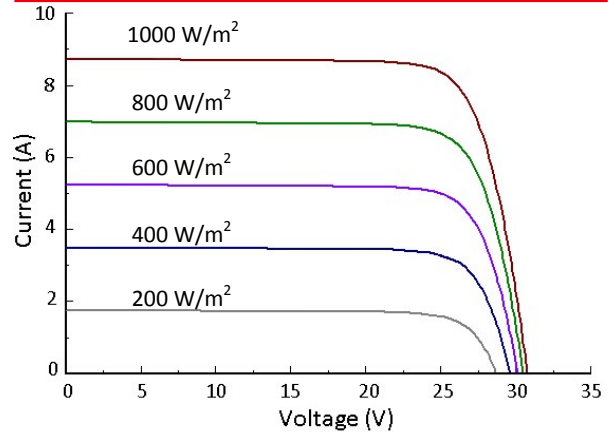
CAUTION: Read installation manual before using the product.

© 2017 Sunman (Hong Kong) Limited. All rights reserved. Specifications included in this datasheet are subject to change without notice.

**Dimensions**



**I-V Curve (210)**



**Temperature Characteristics**

Nominal Operating Cell Temperature (NOCT)	45 ± 2 $^{\circ}C$
Temperature Coefficient of Pmax	-0.41 %/ $^{\circ}C$
Temperature Coefficient of Voc	-0.30 %/ $^{\circ}C$
Temperature Coefficient of Isc	0.048 %/ $^{\circ}C$

Dealer Information

SMD\_IEC\_EN\_2017A