


215 Watt

48 Cell Monocrystalline Module

Features



Ultra-light: Through replacement of the glass and optimization of the frame eArche weighs as 70% less than conventional PV panels.

Flexible: eArche combines a unique, patented material with other industry-leading technologies to produce superior flexible crystalline-silicon panel which can be installed on curved surface.

Aesthetics: Aesthetically pleasing design with patented materials and sophisticated manufacturing process results in a high-efficiency, attractive panel, with no light pollution, PID-free operation and high levels of safety.

Easy Installation: eArche can reduce installation cost by up to 50% through the use of re-engineered components, ease of handling and faster installation.

Transportation: eArche's innovative frame and low weight will very significantly reduce the cost of transportation.

Deployment: Ultra-light weight, flexibility and customizable size make eArche the best choice to change the way how solar is deployed in the market and bring added value to special applications.

Durability: eArche panels are certified to withstand extreme wind (2400 Pascal) and snow loads (5400 Pascal), while special materials and stringent quality control ensure panel longevity.

210-215 W

POWER OUTPUT RANGE

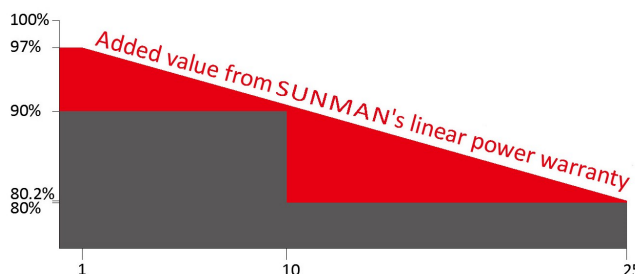
0-5 W

POWER TOLERANCE

LINEAR PERFORMANCE WARRANTY

10 Year Product Warranty

25 Year Linear Power Warranty



Electrical Characteristics

STC	SMS215M-4X12	SMS210M-4X12
Maximum Power (P _{max})	215	210
Maximum Power Voltage (V _{mp})	25.7	25.4
Maximum Power Current (I _{mp})	8.37	8.27
Open-circuit Voltage (V _{oc})	31.0	30.8
Short-circuit Current (I _{sc})	8.83	8.73
Module Efficiency (%)	16.5	16.1
Operating Temperature (°C)	-40 °C to 85 °C	
Maximum System Voltage	600 V DC (IEC)	
Maximum Series Fuse Rating	20 A	
Application Class	Class A	
Power Tolerance	0/+5 W	

STC: Irradiance 1000W/m², Cell temperature 25°C, AM=1.5.

NOCT	SMS215M-4X12	SMS210M-4X12
Maximum Power (P _{max})	160	156
Maximum Power Voltage (V _{mp})	23.6	23.4
Maximum Power Current (I _{mp})	6.78	6.67
Open-circuit Voltage (V _{oc})	28.8	28.6
Short-circuit Current (I _{sc})	7.11	7.00

NOCT: Irradiance 800W/m², Ambient temperature 20°C, Wind speed 1 m/s.

Mechanical Characteristics

Solar Cell	Monocrystalline silicon (6 inches)
No. of Cells	48 (4 × 12)
Module Dimensions	1956×666×6 mm (77.0×26.2×0.2 inch)
Weight	5.1 kgs (11.2 lbs)
Backsheet	White
Frame	Black EPDM
J-box	IP 68 rated
Output Cables	Photovoltaic technology cable 4.0 mm ² , (+)150 / (-)450 mm
Connector	MC4 compatible

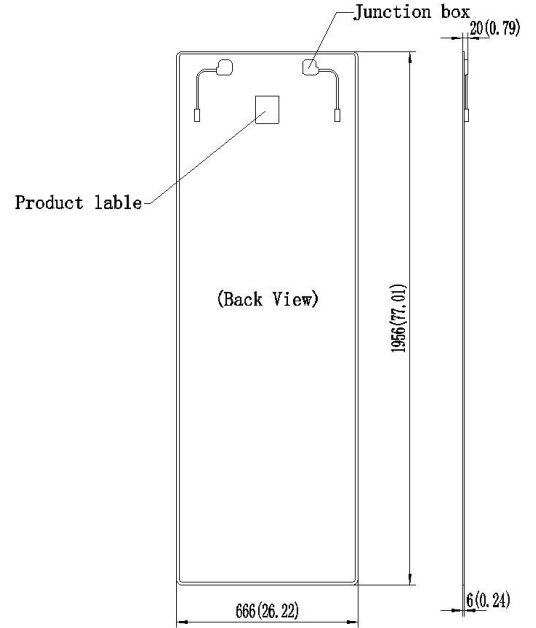
Packaging Configuration

	20' GP	40' HC
Module per pallet	50	50
Pieces per container	500	1500

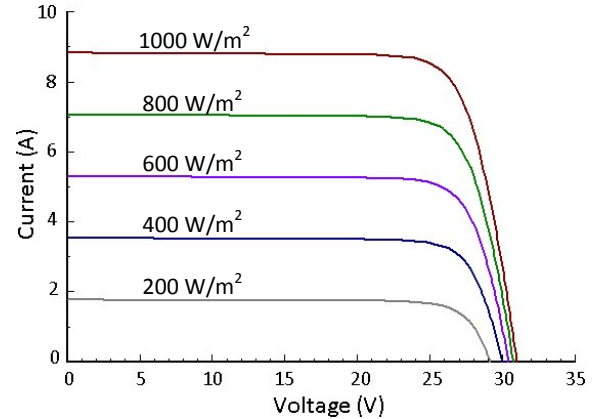
CAUTION: Read installation manual before using the product.

© 2017 Sunman (Hong Kong) Limited. All rights reserved. Specifications included in this datasheet are subject to change without notice.

Dimensions



I-V Curve (215)



Temperature Characteristics

Nominal Operating Cell Temperature (NOCT)	45 ± 2 °C
Temperature Coefficient of P _{max}	-0.42 %/°C
Temperature Coefficient of V _{oc}	-0.31 %/°C
Temperature Coefficient of I _{sc}	0.050 %/°C

Dealer Information

SMS_IEC_EN_2017C