


## 110 Watt

# 24 Cell Monocrystalline Module

### Features



**Ultra-light:** Through replacement of the glass and optimization of the frame eArche weighs as 70% less than conventional PV panels.

**Flexible:** eArche combines a unique, patented material with other industry-leading technologies to produce superior flexible crystalline-silicon panel which can be installed on curved surface.

**Aesthetics:** Aesthetically pleasing design with patented materials and sophisticated manufacturing process results in a high-efficiency, attractive panel, with no light pollution, PID-free operation and high levels of safety.

**Easy Installation:** eArche can reduce installation cost by up to 50% through the use of re-engineered components, ease of handling and faster installation.

**Transportation:** eArche's innovative frame and low weight will very significantly reduce the cost of transportation.

**Deployment:** Ultra-light weight, flexibility and customizable size make eArche the best choice to change the way how solar is deployed in the market and bring added value to special applications.

**Durability:** eArche panels are certified to withstand extreme wind (2400 Pascal) and snow loads (5400 Pascal), while special materials and stringent quality control ensure panel longevity.

**105-110 W**

**POWER OUTPUT RANGE**

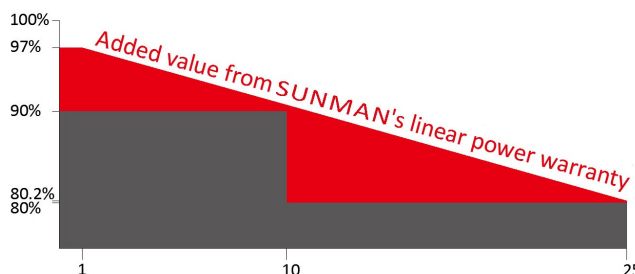
**0-5 W**

**POWER TOLERANCE**

### LINEAR PERFORMANCE WARRANTY

10 Year Product Warranty

25 Year Linear Power Warranty



**Electrical Characteristics**

STC	SMS110M-2X12	SMS105M-2X12
Maximum Power ( $P_{max}$ )	110	105
Maximum Power Voltage ( $V_{mp}$ )	13.0	12.7
Maximum Power Current ( $I_{mp}$ )	8.47	8.27
Open-circuit Voltage ( $V_{oc}$ )	15.6	15.4
Short-circuit Current ( $I_{sc}$ )	8.94	8.73
Module Efficiency (%)	16.3	15.5
Operating Temperature ( $^{\circ}C$ )	-40 $^{\circ}C$ to 85 $^{\circ}C$	
Maximum System Voltage	600 V DC (IEC)	
Maximum Series Fuse Rating	20 A	
Application Class	Class A	
Power Tolerance	0/+5 W	

STC: Irradiance 1000W/m<sup>2</sup>, Cell temperature 25 $^{\circ}C$ , AM=1.5.

NOCT	SMS110M-2X12	SMS105M-2X12
Maximum Power ( $P_{max}$ )	82	78
Maximum Power Voltage ( $V_{mp}$ )	11.9	11.7
Maximum Power Current ( $I_{mp}$ )	6.90	6.67
Open-circuit Voltage ( $V_{oc}$ )	14.5	14.3
Short-circuit Current ( $I_{sc}$ )	7.24	7.00

NOCT: Irradiance 800W/m<sup>2</sup>, Ambient temperature 20 $^{\circ}C$ , Wind speed 1 m/s.

**Mechanical Characteristics**

Solar Cell	Monocrystalline silicon (6 inches)
No. of Cells	24 (2 × 12)
Module Dimensions	1956×346×6 mm (77.0×13.6×0.2 inch)
Weight	2.9 kgs (6.4 lbs)
Backsheet	White
Frame	Black EPDM
J-box	IP 68 rated
Output Cables	Photovoltaic technology cable 4.0 mm <sup>2</sup> , (+)150 / (-)450 mm
Connector	MC4 compatible

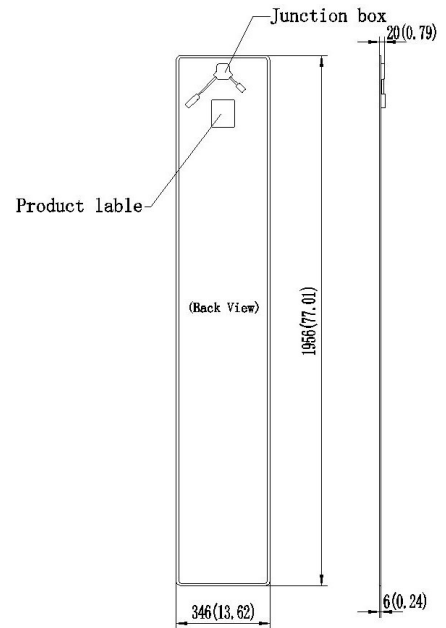
**Packaging Configuration**

	20' GP	40' HC
Module per pallet	50	50
Pieces per container	1000	2500

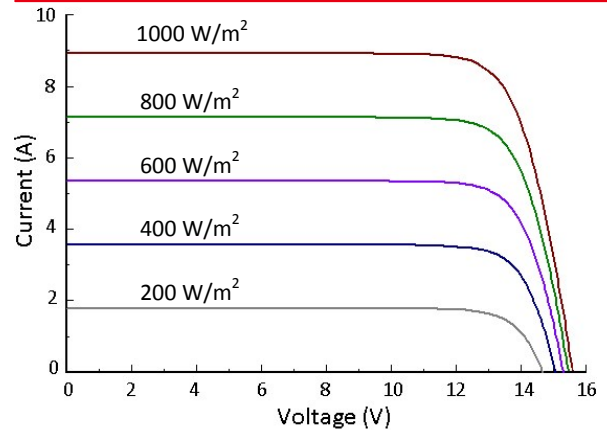
CAUTION: Read installation manual before using the product.

© 2017 Sunman (Hong Kong) Limited. All rights reserved. Specifications included in this datasheet are subject to change without notice.

**Dimensions**



**I-V Curve (110)**



**Temperature Characteristics**

Nominal Operating Cell Temperature (NOCT)	45 ± 2 $^{\circ}C$
Temperature Coefficient of Pmax	-0.42 %/ $^{\circ}C$
Temperature Coefficient of Voc	-0.31 %/ $^{\circ}C$
Temperature Coefficient of Isc	0.050 %/ $^{\circ}C$

Dealer Information

SMS\_IEC\_EN\_2017C