


325 Watt

72 Cell Monocrystalline Module

Features



Ultra-light: Through replacement of the glass and optimization of the frame eArche weighs as 70% less than conventional PV panels.

Aesthetics: Aesthetically pleasing design with patented materials and sophisticated manufacturing process results in a high-efficiency, attractive panel, with no light pollution and high levels of safety.

Easy Installation: eArche can reduce installation cost significantly through the use of re-engineered components, ease of handling and faster installation.

No-glass: No fragile glass design lead to PID-free and more safety in handling, transportation, installation and operation.

Transportation: eArche's innovative frame and low weight will very significantly reduce the cost of transportation.

Deployment: Ultra-light weight and customizable size make eArche the best choice to change the way how solar is deployed in the market and bring added value to special applications.

Durability: eArche panels are certified to withstand extreme wind (2400 Pascal) and snow loads (5400 Pascal), while special materials and stringent quality control ensure panel longevity.

320-325 W

POWER OUTPUT RANGE

0-5 W

POWER TOLERANCE

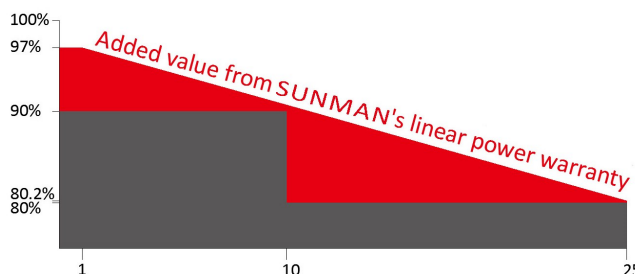
LINEAR

PERFORMANCE

WARRANTY

10 Year Product Warranty

25 Year Linear Power Warranty



SMA325M-6X12



SMA320M-6X12

Electrical Characteristics

STC	SMA325M-6X12	SMA320M-6X12
Maximum Power (P_{max})	325	320
Maximum Power Voltage (V_{mp})	38.5	38.2
Maximum Power Current (I_{mp})	8.45	8.38
Open-circuit Voltage (V_{oc})	46.1	45.9
Short-circuit Current (I_{sc})	8.96	8.88
Module Efficiency (%)	16.7	16.5
Operating Temperature ($^{\circ}C$)	-40 $^{\circ}C$ to 85 $^{\circ}C$	
Maximum System Voltage	600 V DC (IEC)	
Maximum Series Fuse Rating	20 A	
Application Class	Class A	
Power Tolerance	0/+5 W	

STC: Irradiance 1000W/m², Cell temperature 25 $^{\circ}C$, AM=1.5.

NOCT	SMA325M-6X12	SMA320M-6X12
Maximum Power (P_{max})	240	236
Maximum Power Voltage (V_{mp})	35.1	34.9
Maximum Power Current (I_{mp})	6.84	6.77
Open-circuit Voltage (V_{oc})	42.7	42.5
Short-circuit Current (I_{sc})	7.24	7.17

NOCT: Irradiance 800W/m², Ambient temperature 20 $^{\circ}C$, Wind speed 1 m/s.

Mechanical Characteristics

Solar Cell	Monocrystalline silicon (6 inches)
No. of Cells	72 (6 \times 12)
Module Dimensions	1955 \times 995 \times 20 mm (77.0 \times 39.2 \times 0.8 inch)
Weight	8.2 kgs (18.1 lbs)
Backsheet	White
Frame	Black Anodized Aluminium Alloy
J-box	IP 68 rated
Output Cables	Photovoltaic technology cable 4.0 mm ² , (+)150 / (-)450 mm
Connector	MC4 compatible

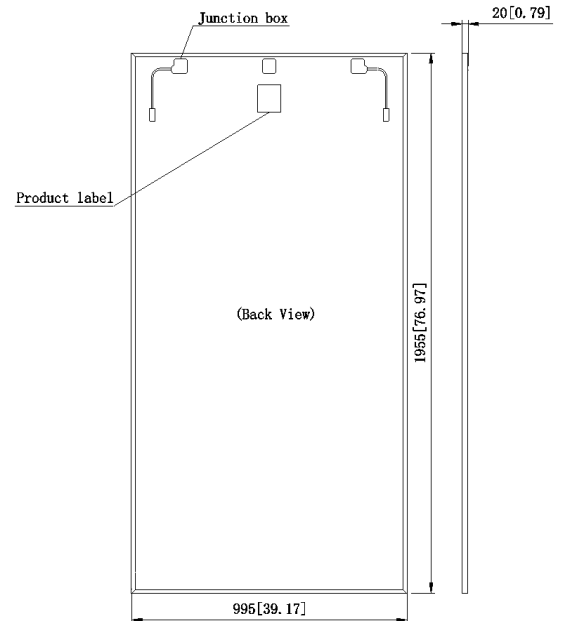
Packaging Configuration

	20' GP	40' HC
Module per pallet	50	50
Pieces per container	250	1200

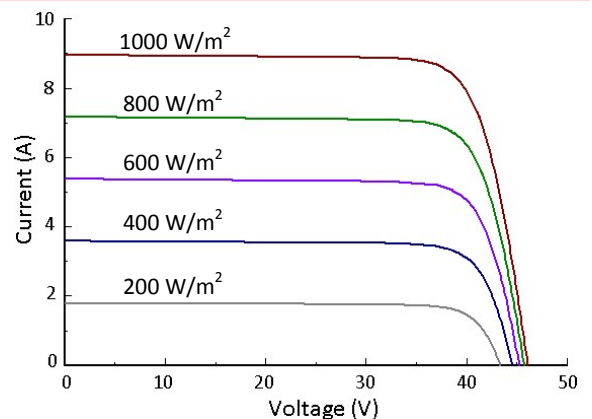
CAUTION: Read installation manual before using the product.

© 2017 Sunman (Hong Kong) Limited. All rights reserved. Specifications included in this datasheet are subject to change without notice.

Dimensions



I-V Curve (325)



Temperature Characteristics

Nominal Operating Cell Temperature (NOCT)	45 \pm 2 $^{\circ}C$
Temperature Coefficient of Pmax	-0.42 %/ $^{\circ}C$
Temperature Coefficient of Voc	-0.31 %/ $^{\circ}C$
Temperature Coefficient of Isc	0.050 %/ $^{\circ}C$

Dealer Information

SMA_IEC_EN_2017A