

## 215 Watt

# 48 Cell Monocrystalline Module

## Features

**Ultra-light:** Through replacement of the glass and optimization of the frame eArche weighs as 70% less than conventional PV panels.

**Aesthetics:** Aesthetically pleasing design with patented materials and sophisticated manufacturing process results in a high-efficiency, attractive panel, with no light pollution and high levels of safety.


**Easy Installation:** eArche can reduce installation cost significantly through the use of re-engineered components, ease of handling and faster installation.

**No-glass:** No fragile glass design lead to PID-free and more safety in handling, transportation, installation and operation.

**Transportation:** eArche's innovative frame and low weight will very significantly reduce the cost of transportation.

**Deployment:** Ultra-light weight and customizable size make eArche the best choice to change the way how solar is deployed in the market and bring added value to special applications.

**Durability:** eArche panels are certified to withstand extreme wind (2400 Pascal) and snow loads (5400 Pascal), while special materials and stringent quality control ensure panel longevity.



**210-215 W**

**POWER OUTPUT RANGE**

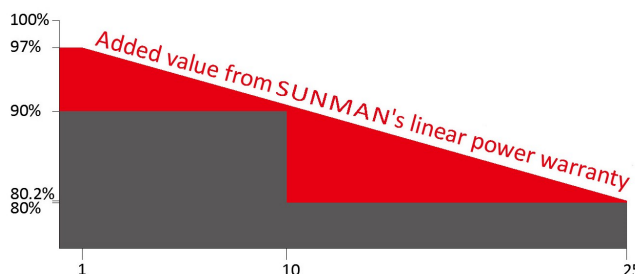
**0-5 W**

**POWER TOLERANCE**

## LINEAR PERFORMANCE WARRANTY

10 Year Product Warranty

25 Year Linear Power Warranty



## SMA215M-4X12

## SMA210M-4X12



### Electrical Characteristics

STC	SMA215M-4X12	SMA210M-4X12
Maximum Power ( $P_{max}$ )	215	210
Maximum Power Voltage ( $V_{mp}$ )	25.7	25.4
Maximum Power Current ( $I_{mp}$ )	8.37	8.27
Open-circuit Voltage ( $V_{oc}$ )	31.0	30.8
Short-circuit Current ( $I_{sc}$ )	8.83	8.73
Module Efficiency (%)	16.5	16.2
Operating Temperature ( $^{\circ}C$ )	-40 $^{\circ}C$ to 85 $^{\circ}C$	
Maximum System Voltage	600 V DC (IEC)	
Maximum Series Fuse Rating	20 A	
Application Class	Class A	
Power Tolerance	0/+5 W	

STC: Irradiance 1000W/m<sup>2</sup>, Cell temperature 25 $^{\circ}C$ , AM=1.5.

NOCT	SMA215M-4X12	SMA210M-4X12
Maximum Power ( $P_{max}$ )	160	156
Maximum Power Voltage ( $V_{mp}$ )	23.6	23.4
Maximum Power Current ( $I_{mp}$ )	6.78	6.67
Open-circuit Voltage ( $V_{oc}$ )	28.8	28.6
Short-circuit Current ( $I_{sc}$ )	7.11	7.00

NOCT: Irradiance 800W/m<sup>2</sup>, Ambient temperature 20 $^{\circ}C$ , Wind speed 1 m/s.

### Mechanical Characteristics

Solar Cell	Monocrystalline silicon (6 inches)
No. of Cells	48 (4 × 12)
Module Dimensions	1955×665×20 mm (77.0×26.2×0.8 inch)
Weight	5.2 kgs (11.5 lbs)
Backsheet	White
Frame	Black Anodized Aluminium Alloy
J-box	IP 68 rated
Output Cables	Photovoltaic technology cable 4.0 mm <sup>2</sup> , (+)150 / (-)450 mm
Connector	MC4 compatible

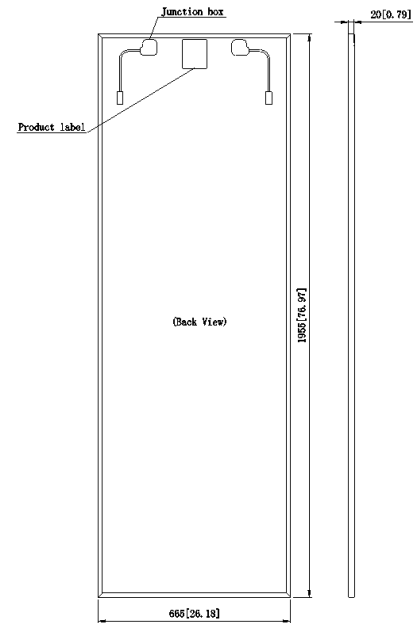
### Packaging Configuration

	20' GP	40' HC
Module per pallet	50	50
Pieces per container	500	1800

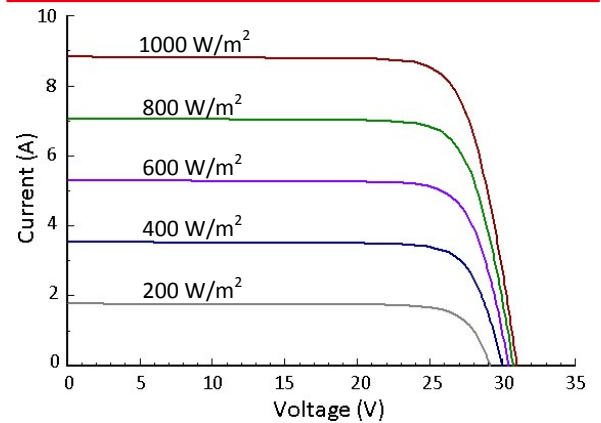
**CAUTION:** Read installation manual before using the product.

© 2017 Sunman (Hong Kong) Limited. All rights reserved. Specifications included in this datasheet are subject to change without notice.

### Dimensions



### I-V Curve (215)



### Temperature Characteristics

Nominal Operating Cell Temperature (NOCT)	45 ± 2 $^{\circ}C$
Temperature Coefficient of Pmax	-0.42 %/ $^{\circ}C$
Temperature Coefficient of Voc	-0.31 %/ $^{\circ}C$
Temperature Coefficient of Isc	0.050 %/ $^{\circ}C$

Dealer Information

SMA\_IEC\_EN\_2017A