


110 Watt

24 Cell Monocrystalline Module



Features

Ultra-light: Through replacement of the glass and optimization of the frame eArche weighs as 70% less than conventional PV panels.

Aesthetics: Aesthetically pleasing design with patented materials and sophisticated manufacturing process results in a high-efficiency, attractive panel, with no light pollution and high levels of safety.

Easy Installation: eArche can reduce installation cost significantly through the use of re-engineered components, ease of handling and faster installation.

No-glass: No fragile glass design lead to PID-free and more safety in handling, transportation, installation and operation.

Transportation: eArche's innovative frame and low weight will very significantly reduce the cost of transportation.

Deployment: Ultra-light weight and customizable size make eArche the best choice to change the way how solar is deployed in the market and bring added value to special applications.

Durability: eArche panels are certified to withstand extreme wind (2400 Pascal) and snow loads (5400 Pascal), while special materials and stringent quality control ensure panel longevity.

105-110 W

POWER OUTPUT RANGE

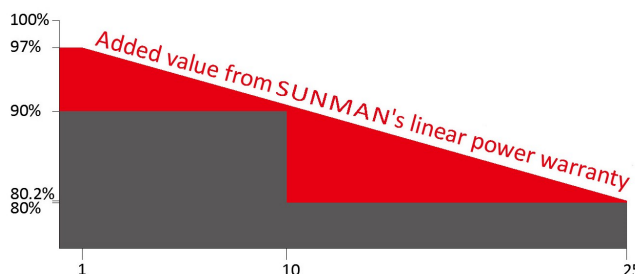
0-5 W

POWER TOLERANCE

LINEAR PERFORMANCE WARRANTY

10 Year Product Warranty

25 Year Linear Power Warranty



SMA110M-2X12

SMA105M-2X12



Electrical Characteristics

STC	SMA110M-2X12	SMA105M-2X12
Maximum Power (P_{max})	110	105
Maximum Power Voltage (V_{mp})	13.0	12.7
Maximum Power Current (I_{mp})	8.47	8.27
Open-circuit Voltage (V_{oc})	15.6	15.4
Short-circuit Current (I_{sc})	8.94	8.73
Module Efficiency (%)	16.3	15.6
Operating Temperature ($^{\circ}C$)	-40 $^{\circ}C$ to 85 $^{\circ}C$	
Maximum System Voltage	600 V DC (IEC)	
Maximum Series Fuse Rating	20 A	
Application Class	Class A	
Power Tolerance	0/+5 W	

STC: Irradiance 1000W/m², Cell temperature 25 $^{\circ}C$, AM=1.5.

NOCT	SMA110M-2X12	SMA105M-2X12
Maximum Power (P_{max})	82	78
Maximum Power Voltage (V_{mp})	11.9	11.7
Maximum Power Current (I_{mp})	6.90	6.67
Open-circuit Voltage (V_{oc})	14.5	14.3
Short-circuit Current (I_{sc})	7.24	7.00

NOCT: Irradiance 800W/m², Ambient temperature 20 $^{\circ}C$, Wind speed 1 m/s.

Mechanical Characteristics

Solar Cell	Monocrystalline silicon (6 inches)
No. of Cells	24 (2 × 12)
Module Dimensions	1955×345×20 mm (77.0×13.6×0.8 inch)
Weight	3.6 kgs (7.9 lbs)
Backsheet	White
Frame	Black Anodized Aluminium Alloy
J-box	IP 68 rated
Output Cables	Photovoltaic technology cable 4.0 mm ² , (+)150 / (-)450 mm
Connector	MC4 compatible

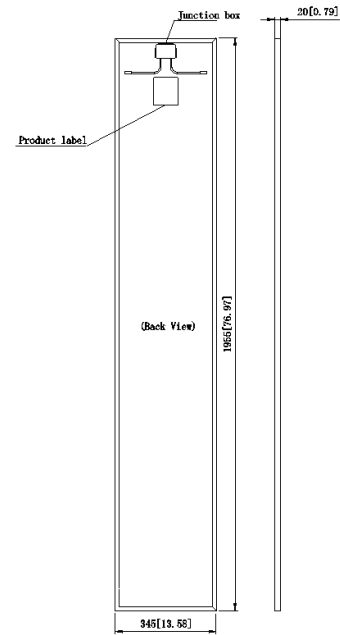
Packaging Configuration

	20' GP	40' HC
Module per pallet	100	100
Pieces per container	1000	3600

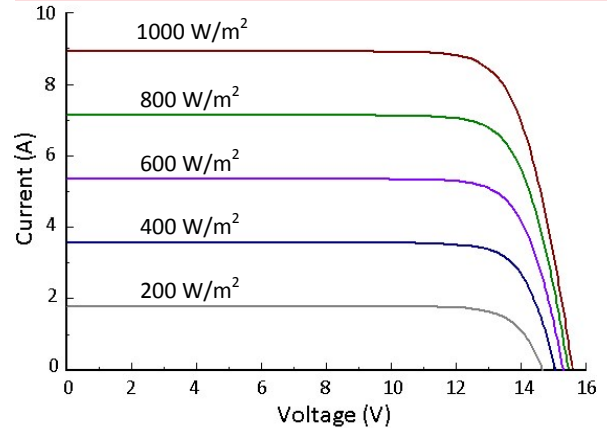
CAUTION: Read installation manual before using the product.

© 2017 Sunman (Hong Kong) Limited. All rights reserved. Specifications included in this datasheet are subject to change without notice.

Dimensions



I-V Curve (110)



Temperature Characteristics

Nominal Operating Cell Temperature (NOCT)	45 ± 2 $^{\circ}C$
Temperature Coefficient of Pmax	-0.42 %/ $^{\circ}C$
Temperature Coefficient of Voc	-0.31 %/ $^{\circ}C$
Temperature Coefficient of Isc	0.050 %/ $^{\circ}C$

Dealer Information

SMA_IEC_EN_2017A