


## 215 Watt

# 48 Cell Monocrystalline Module



### Features

**Ultra-light:** Through replacement of the glass and optimization of the frame eArche weighs as 70% less than conventional PV panels.

**Flexible:** eArche combines a unique, patented material with other industry-leading technologies to produce superior flexible crystalline-silicon panel which can be installed on curved surface.

**Aesthetics:** Aesthetically pleasing design with patented materials and sophisticated manufacturing process results in a high-efficiency, attractive panel, with no light pollution, PID-free operation and high levels of safety.

**Easy Installation:** eArche can reduce installation cost by up to 50% through the use of re-engineered components, ease of handling and faster installation.

**Transportation:** eArche's innovative frame and low weight will very significantly reduce the cost of transportation.

**Deployment:** Ultra-light weight, flexibility and customizable size make eArche the best choice to change the way how solar is deployed in the market and bring added value to special applications.

**Durability:** eArche panels are certified to withstand extreme wind (2400 Pascal) and snow loads (5400 Pascal), while special materials and stringent quality control ensure panel longevity.

**210-215 W**

**POWER OUTPUT RANGE**

**0-5 W**

**POWER TOLERANCE**

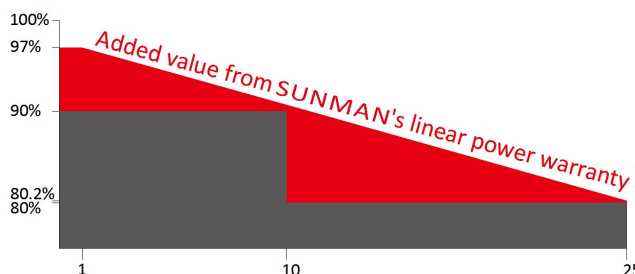
### LINEAR

### PERFORMANCE

### WARRANTY

10 Year Product Warranty

25 Year Linear Power Warranty



**Electrical Characteristics**

STC	SMF215M-4X12	SMF210M-4X12
Maximum Power (P <sub>max</sub> )	215	210
Maximum Power Voltage (V <sub>mp</sub> )	25.7	25.4
Maximum Power Current (I <sub>mp</sub> )	8.37	8.27
Open-circuit Voltage (V <sub>oc</sub> )	31.0	30.8
Short-circuit Current (I <sub>sc</sub> )	8.83	8.73
Module Efficiency (%)	16.7	16.3
Operating Temperature (°C)	-40 °C to 85 °C	
Maximum System Voltage	600 V DC (IEC)	
Maximum Series Fuse Rating	20 A	
Application Class	Class A	
Power Tolerance	0/+5 W	

STC: Irradiance 1000W/m<sup>2</sup>, Cell temperature 25°C, AM=1.5.

NOCT	SMF215M-4X12	SMF210M-4X12
Maximum Power (P <sub>max</sub> )	160	156
Maximum Power Voltage (V <sub>mp</sub> )	23.6	23.4
Maximum Power Current (I <sub>mp</sub> )	6.78	6.67
Open-circuit Voltage (V <sub>oc</sub> )	28.8	28.6
Short-circuit Current (I <sub>sc</sub> )	7.11	7.00

NOCT: Irradiance 800W/m<sup>2</sup>, Ambient temperature 20°C, Wind speed 1 m/s.

**Mechanical Characteristics**

Solar Cell	Monocrystalline silicon (6 inches)
No. of Cells	48 (4 × 12)
Module Dimensions	1950X660X2 mm (76.8X26.0X0.1 inch)
Weight	4.6 kgs (10.1 lbs)
Backsheet	White
Frame	Frameless
J-box	IP 68 rated
Output Cables	Photovoltaic technology cable 4.0 mm <sup>2</sup> , (+)150 / (-)450 mm
Connector	MC4 compatible

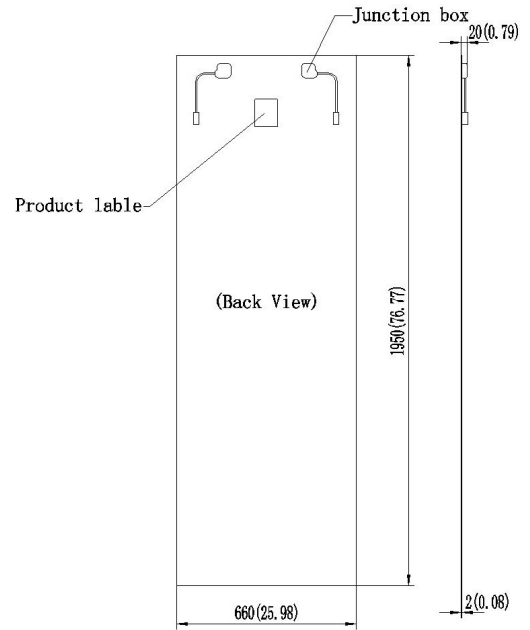
**Packaging Configuration**

	20' GP	40' HC
Module per pallet	66	66
Pieces per container	660	2376

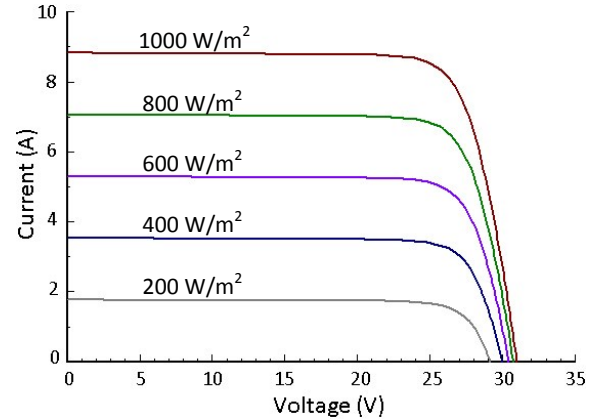
CAUTION: Read installation manual before using the product.

© 2017 Sunman (Hong Kong) Limited. All rights reserved. Specifications included in this datasheet are subject to change without notice.

**Dimensions**



**I-V Curve (215)**



**Temperature Characteristics**

Nominal Operating Cell Temperature (NOCT)	45 ± 2 °C
Temperature Coefficient of P <sub>max</sub>	-0.42 %/°C
Temperature Coefficient of V <sub>oc</sub>	-0.31 %/°C
Temperature Coefficient of I <sub>sc</sub>	0.050 %/°C

Dealer Information

SMF\_IEC\_EN\_2017B