


110 Watt

24 Cell Monocrystalline Module



Features

Ultra-light: Through replacement of the glass and optimization of the frame eArche weighs as 70% less than conventional PV panels.

Flexible: eArche combines a unique, patented material with other industry-leading technologies to produce superior flexible crystalline-silicon panel which can be installed on curved surface.

Aesthetics: Aesthetically pleasing design with patented materials and sophisticated manufacturing process results in a high-efficiency, attractive panel, with no light pollution, PID-free operation and high levels of safety.

Easy Installation: eArche can reduce installation cost by up to 50% through the use of re-engineered components, ease of handling and faster installation.

Transportation: eArche's innovative frame and low weight will very significantly reduce the cost of transportation.

Deployment: Ultra-light weight, flexibility and customizable size make eArche the best choice to change the way how solar is deployed in the market and bring added value to special applications.

Durability: eArche panels are certified to withstand extreme wind (2400 Pascal) and snow loads (5400 Pascal), while special materials and stringent quality control ensure panel longevity.

105-110 W

POWER OUTPUT RANGE

0-5 W

POWER TOLERANCE

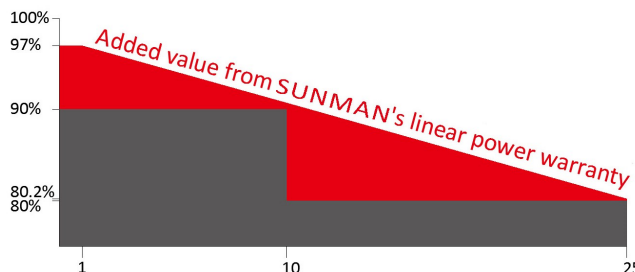
LINEAR

PERFORMANCE

WARRANTY

10 Year Product Warranty

25 Year Linear Power Warranty



Electrical Characteristics

STC	SMF110M-2X12	SMF105M-2X12
Maximum Power (P _{max})	110	105
Maximum Power Voltage (V _{mp})	13.0	12.7
Maximum Power Current (I _{mp})	8.47	8.27
Open-circuit Voltage (V _{oc})	15.6	15.4
Short-circuit Current (I _{sc})	8.94	8.73
Module Efficiency (%)	16.6	15.8
Operating Temperature (°C)	-40 °C to 85 °C	
Maximum System Voltage	600 V DC (IEC)	
Maximum Series Fuse Rating	20 A	
Application Class	Class A	
Power Tolerance	0/+5 W	

STC: Irradiance 1000W/m², Cell temperature 25°C, AM=1.5.

NOCT	SMF110M-2X12	SMF105M-2X12
Maximum Power (P _{max})	82	78
Maximum Power Voltage (V _{mp})	11.9	11.7
Maximum Power Current (I _{mp})	6.90	6.67
Open-circuit Voltage (V _{oc})	14.5	14.3
Short-circuit Current (I _{sc})	7.24	7.00

NOCT: Irradiance 800W/m², Ambient temperature 20°C, Wind speed 1 m/s.

Mechanical Characteristics

Solar Cell	Monocrystalline silicon (6 inches)
No. of Cells	24 (2 × 12)
Module Dimensions	1950×340×2 mm (76.8×13.4×0.1 inch)
Weight	2.4 kgs (5.3 lbs)
Backsheet	White
Frame	Frameless
J-box	IP 68 rated
Output Cables	Photovoltaic technology cable 4.0 mm ² , (+)150 / (-)450 mm
Connector	MC4 compatible

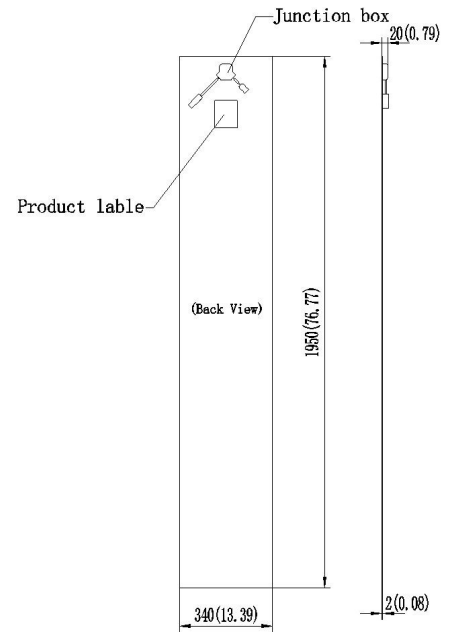
Packaging Configuration

	20' GP	40' HC
Module per pallet	132	132
Pieces per container	1320	4752

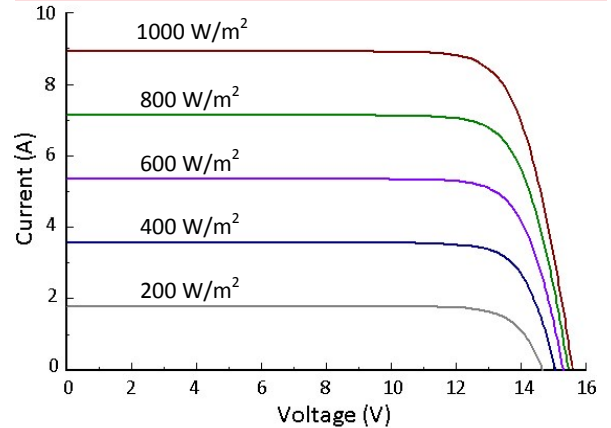
CAUTION: Read installation manual before using the product.

© 2017 Sunman (Hong Kong) Limited. All rights reserved. Specifications included in this datasheet are subject to change without notice.

Dimensions



I-V Curve (110)



Temperature Characteristics

Nominal Operating Cell Temperature (NOCT)	45 ± 2 °C
Temperature Coefficient of Pmax	-0.42 %/°C
Temperature Coefficient of Voc	-0.31 %/°C
Temperature Coefficient of Isc	0.050 %/°C

Dealer Information

SMF_IEC_EN_2017B