

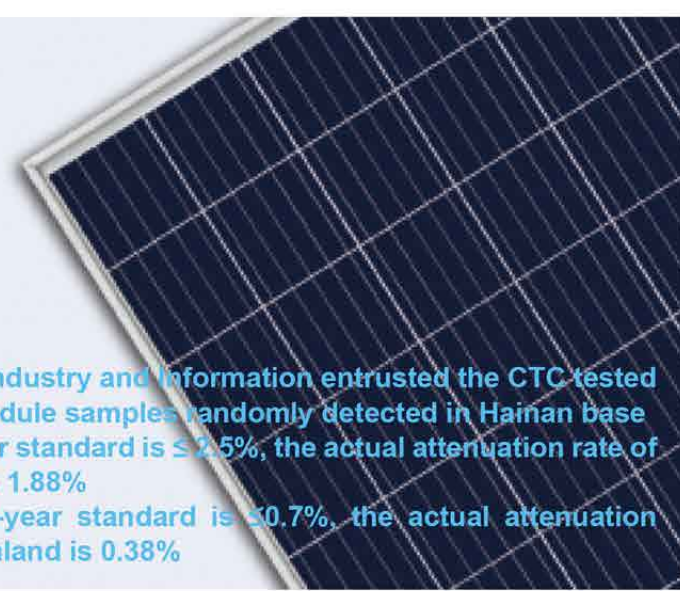
CHN 60P

265W/270W/275W/280W

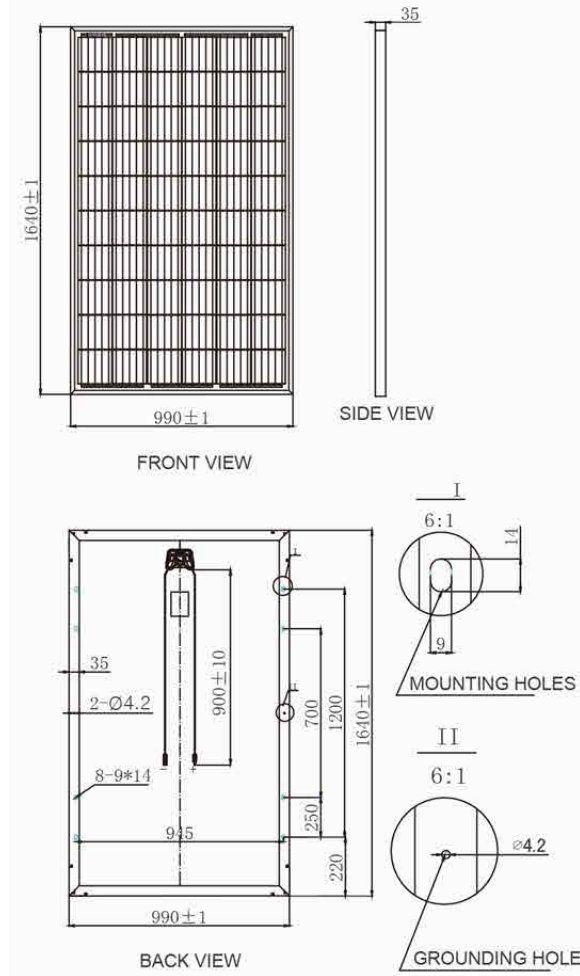
POLY CRYSTALLINE MODULE

IEC61215/IEC61730/IEC61701/IEC62716/IEC62804
 ISO9001: 2008 Quality Management System
 ISO14001: 2004 Environmental Management System
 OHSAS18001: 2007 Occupational Health and Safety Management System

Ministry of Industry and Information entrusted the CTC tested the solar module samples randomly detected in Hainan base. The first-year standard is $\leq 2.5\%$, the actual attenuation rate of Chinaland is 1.88%. The second-year standard is $\leq 0.7\%$, the actual attenuation rate of Chinaland is 0.38%.



MECHANICAL DRAWINGS



MECHANICAL SPECIFICATION

Cell Type	Poly Crystalline 156.75x156.75mm
Number Of Cells	60 (6x10)
Dimensions(AxBxC)	1640x990x35mm
Weights	19kg
Front Glass	3.2mm Tempered Low Iron Glass
Frame	Anodized Aluminum
Junction Box	IP68,with Bypass Diodes
Connector	Mc4 Compatible
Output Cables	Tuv,±length 900mm,4.0mm ²

ELECTRICAL CHARACTERISTICS

Maximum Power At STC(Pmax)	265W	270W	275W	280W
Short Circuit Current(Isc)	8.94A	9.06A	9.18A	9.29A
Open Circuit Voltage(Voc)	37.0V	37.2V	38.0V	38.5V
Maximum Power Current(Imp)	8.54A	8.65A	8.76A	8.86A
Maximum Power Voltage(Vmp)	31.0V	31.2V	31.4V	31.6V
Module Efficiency	16.32%	16.63%	16.94%	17.25%
Power Tolerance	0~+3%	0~+3%	0~+3%	0~+3%

STC: 1000W/m² irradiance, 25°C cell temperature, AM1.5.

NOCT

Maximum Power At STC(Pmax)	196.3	200.0	203.7	207.4
Short Circuit Current(Isc)	7.24	7.33	7.43	7.52
Open Circuit Voltage(Voc)	34.2	34.4	35.1	35.6
Maximum Power Current(Imp)	6.80	6.89	6.99	7.07
Maximum Power Voltage(Vmp)	28.9	29.0	29.2	29.3

NOCT: Irradiance at 800W/m², Ambient Temperature 20°C, wind speed 1m/s.

SYSTEM INTEGRATION PARAMETERS

Maximum System Voltage	VDC 1000V
Maximum Series Fuse	15A
Increased Snowload Acc.to Iec 61215	5400Pa
Operating Temperature	-40~+85°C
Number Of Bypass Diodes	3

TEMPERATURE CHARACTERISTICS

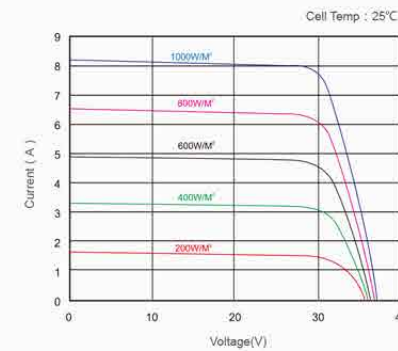
Normal Operating Cell Temperature(Noct)	45°C±2°C
Temperature Coefficient Of Pmax	-0.41%/°C
Temperature Coefficient Of Voc	-0.33%/°C
Temperature Coefficient Of Isc	0.06%/°C

PACKING CONFIGURATION

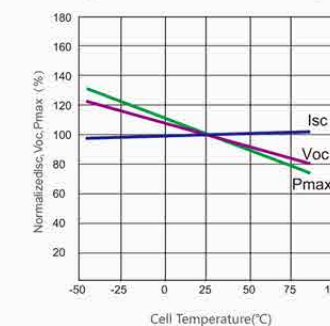
	20' GP	40' GP
Container	20' GP	40' GP
Pieces Per Pallet	30	30
Pallets Per Container	14	28
Pieces Per Container	400	840

I-V CURVES

I-V Curves at CHN275-60P at different Irradiances



Power voltage current curve at different temperature



IP68 Junction Box, Connector
 IP68 Junction Box and Connector have a high degree of waterproof, effectively resist the harsh environment

15A current
 The junction box carries a current of 15A, ensuring high current flow through the modules

Super strong frame
 Glue-spilled tank has a double-layer waterproof, cross-section with hook-shaped aluminum frame, enhanced by 10% of the mechanical load strength

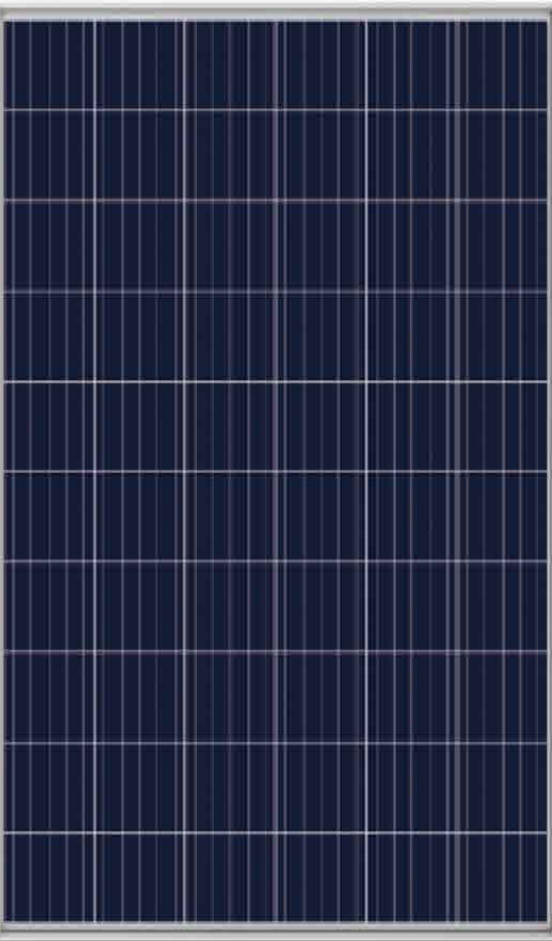
Current division
 The module refines the current division, thus effectively reducing the loss of up to 2% due to mismatch and increasing the power output of the system

Salt spray, Ammonia and PID test
 Excellent salt spray resistance, anti-ammonia and anti PID, TUV, SUD certification approved

Strong Mechanical load capacity
 Passed the 2400pa wind load and 5400pa snow load test, ensuring that the module has a stable mechanical life

Color Classification
 Modules are packaged according to color classification, to achieve consistent appearance after installation

QUALIFICATIONS AND CERTIFICATES



LINEAR PERFORMANCE WARRANTY

- 10 Years Manufacturing Warranty
- 12 Years 90% Power Output
- 25 Years 80% Power Output

