


SRP-6MA-DG SERIES 6 INCH 72 CELLS

335-350w



KEY FEATURES



Enhanced safety by excellent fire resistance



Perfect for sandy, snowy and high latitude regions



Lower power degradation, more power yield, more returns



Dual glass reduces micro-cracks, snail trail, UV aging



Frameless design solving the problematic issue of PID



Less maintenance due to frameless structure with less soiling and snow accumulation.

MANAGEMENT SYSTEM

ISO 9001: Quality management system

ISO 14001: Standard for environmental management system

OHSAS 18001: International standard for occupational health and safety assessment system

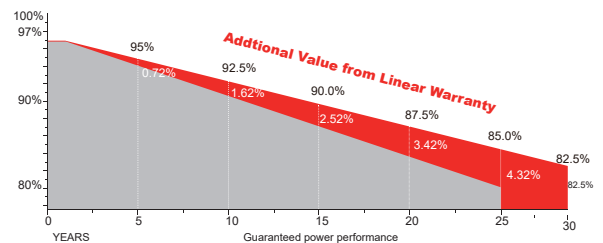
INSURANCE

PICC

PRODUCT CERTIFICATES



WARRANTY



Guarantee on product material and workmanship



linear power output warranty

Specifications are subject to change without further notification SRP-DS-EN-2019V2.0 © Copyright 2019 Seraphim

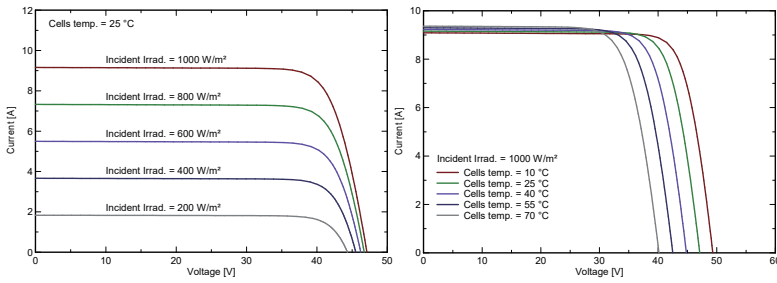
Electrical Characteristics

Module Type	SRP-335-6MA-DG		SRP-340-6MA-DG		SRP-345-6MA-DG		SRP-350-6MA-DG	
	STC	NOCT	STC	NOCT	STC	NOCT	STC	NOCT
Maximum Power -P _{mp} (W)	335	248	340	252	345	256	350	260
Open Circuit Voltage -V _{oc} (V)	46.9	43.3	47.1	43.5	47.3	43.7	47.5	43.9
Short Circuit Current -I _{sc} (A)	9.09	7.34	9.16	7.47	9.24	7.54	9.32	7.61
Maximum Power Voltage -V _{mp} (V)	38.2	35.8	38.5	36.1	38.7	36.3	38.9	36.5
Maximum Power Current -I _{mp} (A)	8.77	6.93	8.84	6.99	8.92	7.06	9.00	7.13
Module Efficiency STC-η _m (%)	17.09		17.35		17.60		17.86	
Power Tolerance (W)	(0,+4.99)							
Maximum System Voltage (V)	1500VDC							
Maximum Series Fuse Rating (A)	20A							
Pmax Temperature Coefficient	-0.38%/°C							
Voc Temperature Coefficient	-0.28 %/°C							
Isc Temperature Coefficient	+0.05 %/°C							
Operating Temperature	-40~+85 °C							
Nominal Operating Cell Temperature	45±2 °C							

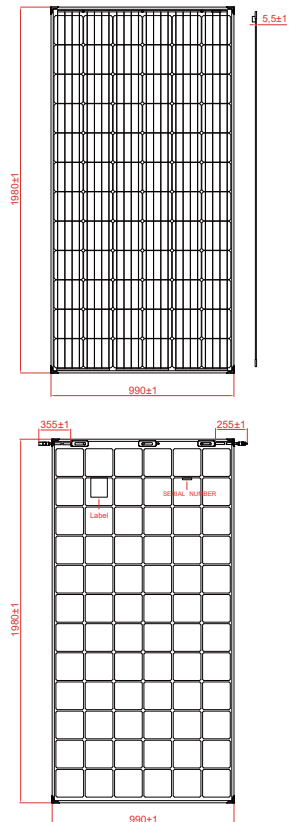
STC: Irradiance 1000 W/m² module temperature 25°C AM=1.5

NOCT: Irradiance 800 W/m² ambient temperature 20°C wind speed :1m/s Power measurement tolerance: +/-3%

I-V Curve



Technical drawing



Mechanical Specifications

External Dimension	1980 x 990 x 5.5mm
Weight	22.5kg
Solar Cells	Mono crystalline 156.75 x 156.75 mm (72pcs)
Front Glass	2.0mm AR coating semi-tempered glass,low iron
Back Glass	2.0mm Semi-tempered glass,low iron
Junction Box	IP68, 3 diodes
Output Cables	4.0 mm ² , Portrait:255mm(+)/355mm(-);Landscape:1200mm
Connector	MC4 Compatible
Mechanical Load	2400 Pa

Packing Configuration

External Dimension	1980 x 990 x 5.5mm
Container	40'HQ
Pieces per Pallet	34
Pallets per Container	22
Pieces per Container	748

* All Dimensions in mm
 * The above drawing is a graphical representation of the product.
 For engineering quality drawings please contact SERAPHIM.