


SOLID Framed

60 Cell

Protective Edge Sealing

Glass / Glass



Mono ⚡ 300, 305 W ⚡ 270, 275 W Poly

+ Positive sorting up to +5W

SOLITEK

Moklininku str. 6A,
Vilnius 08412, Lithuania

Tel. +370 5 263 8774 | info@solitek.eu

www.solitek.eu

G05201908



SELF-CLEANING EFFECT



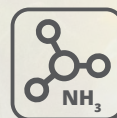
SALT MIST RESISTANCE



FIRE CLASS A



DUST & SAND RESISTANCE



AMMONIA RESISTANCE



PRODUCED USING 100% RENEWABLE ENERGY



PID free

SOLID Framed

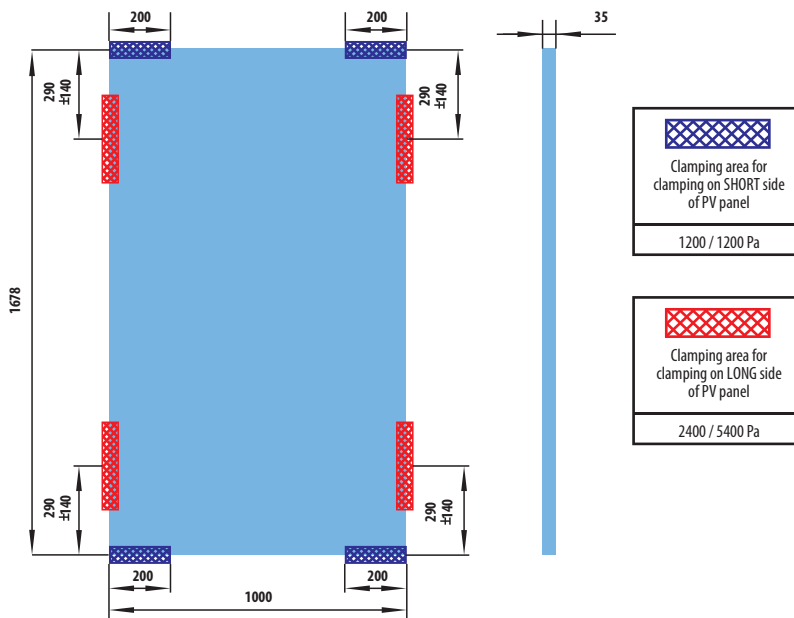
Glass / Glass

60 Cell

Electrical data (STC*)				
Maximum Power (W_p)	300	305	270	275
Cell Configuration	6x10			
Cell Technology	Mono C-Si		Poly C-Si	
Open circuit Voltage (V_{oc}/V)	40,35	40,69	38,31	38,67
Short circuit Current (I_{sc}/A)	9,55	9,63	9,18	9,27
Max Power Voltage (V_{mp}/V)	32,93	33,21	31,4	31,7
Max Power Current (I_{mp}/A)	9,15	9,23	8,68	8,77
Module Efficiency (η)	17,88%	18,18%	16,09%	16,6%
Max System Voltage (V)	1500			
Max Current (A)	15			
Power Sorting	0/+5W			
Safety Class	II			

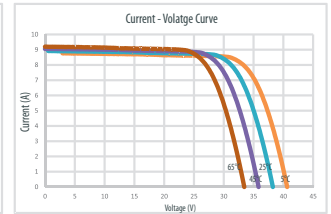
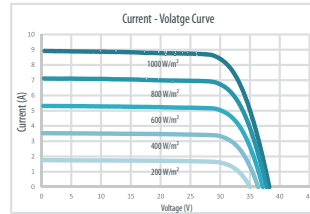
*Under Standart Test Conditions (STC) of irradiance of 1000W/sq. m., spectrum AM 1.5 and cell temperature of 25 C

Dimensions & Mounting



ATTENTION

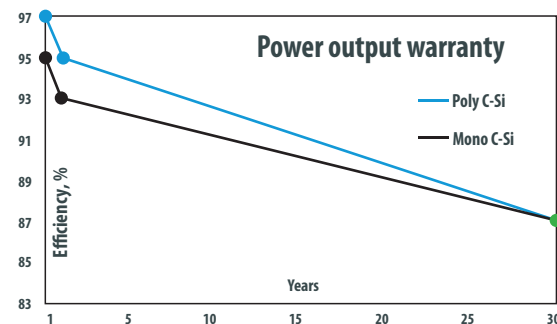
- Always check if your system is compatible with local environmental conditions (wind/snow load, temperatures) on your site to ensure safety and long-term energy production.
- Do not connect more than 21 panels in a string (Criteria: V_{oc} -10°C, 1000 V system).
- By connecting less than 6 PV panels in one string there is a risk of inverter inability to start.
- Do not connect differently orientated PV panels in the same string / MPPT of the inverter (unless optimizers are used).
- Do not connect strings with an unequal amount of PV panels in one MPPT (unless optimizers are used).
- Use PV panels of same electrical parameters in one string/MPPT (unless optimizers are used).
- Always ensure that your inverter is equipped with DC disconnecter. If not it is recommended to install it externally.
- Never let different metals come in contact with each other. Use bi-metallic plates or plastic separators to eliminate galvanic corrosion.
- It is highly recommended to install SPD's in both AC and DC circuits because overvoltages void the warranty for inverters and also panels if they are harmed.
- It is highly recommended to ground PV panels and to install lightning protection in site.



Flash testing measurement accuracy of +/- 5%

Temperature ratings	Polycrystalline	Monocrystalline
Current temperature coefficient (α)	+0,046% /°C	+0,04% /°C
Voltage temperature coefficient (β)	-0,347% /°C	-0,35% /°C
Power temperature coefficient (δ)	-0,486% /°C	-0,47% /°C
Nominal Operating Module Temperature	46°C	

Mechanical data	
Dimensions (LxWxH) (mm)	1678x1000x35
Weight (kg)	21
Front / Back glass (mm)	2,1
Cell Type	Poly C-Si / Mono C-Si
Cell Size (mm)	156x156
Busbars	5
Frame	Aluminum
Operating Temperature (°C)	-40 ÷ +85
Max Load (wind/snow) (Pa)	2400/5400
Junction Box / IP Class	TE Connectivity J-box IP68
Cable Cross Section Size (mm²)	4
Bypass Diodes	3
Connector	PV4-S Male/Female
Optimization	Tigo Ts4 (Optional)



Tips for Better Power Output

- Better module ventilation and shorter connection cables increase electrical energy production.
- Always observe object/mutual shading in site. Shading can drastically cut electrical energy generation output.

This datasheet is not legally binding. The manufacturer reserves the right to make changes to product specifications and/or product features without prior notice. The most recent versions of all documents (T&Cs, datasheets, warranties, and installation manuals can always be found on our website at www.solitek.eu).

Certificates and memberships



Dealer Information

SOLITEK

Mokslininku str. 6A,
Vilnius 08412, Lithuania
Tel. +370 5 263 8774
info@solitek.eu
www.solitek.eu

