
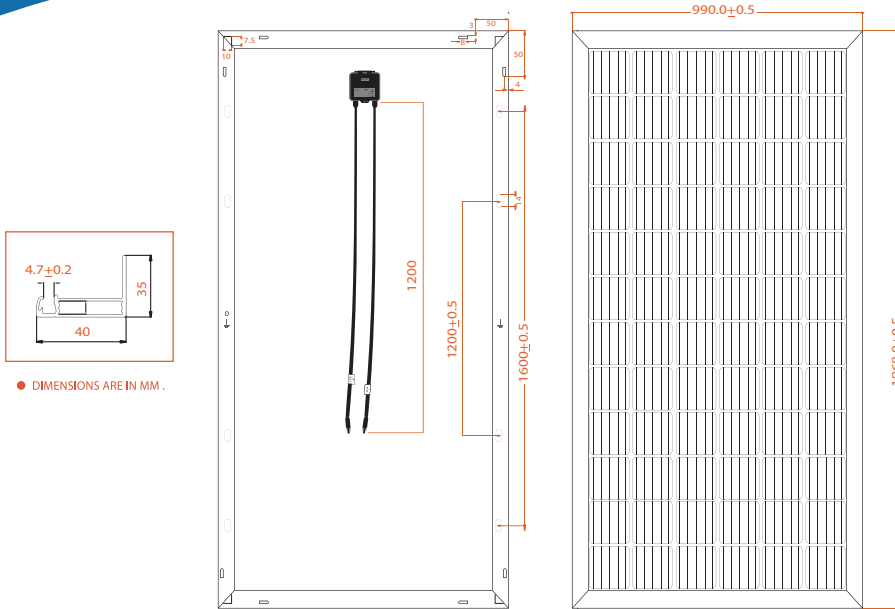


PS-M72 (370-385 W) AMMAN

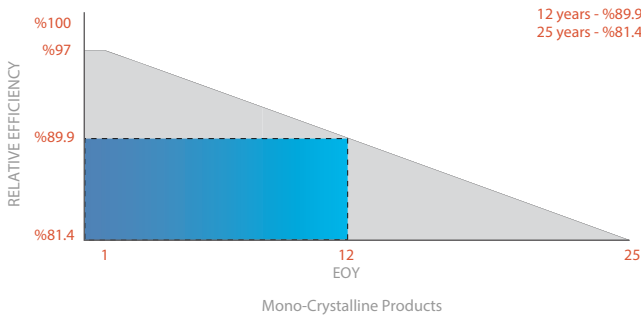
MONO-CRYSTALLINE MODULE



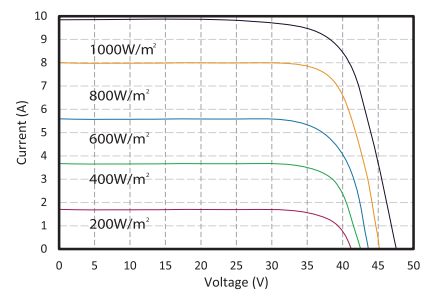
PS-M72 Dimensions

Philadelphia Solar's Mono-Crystalline modules with power up to 385 Wp are produced using the state-of-the-art (automated) robotic production lines. These modules are suitable to be used for most electrical power applications and have excellent durability to prevailing weather conditions.

LINER PERFORMANCE WARRANTY



IV - CURVE M72 - 370 W



Certificates

- Bankability Report DNV GL



| ELECTRICAL CHARACTERISTICS | 370W | 375W | 380W | 385W |
|----------------------------------|-------|-------|-------|-------|
| Characteristics (STC) | STC | STC | STC | STC |
| Open Circuit Voltage - Voc (V) | 48.00 | 48.30 | 48.63 | 49.00 |
| Short Circuit Current - Isc (A) | 9.90 | 9.95 | 9.98 | 10.01 |
| Maximum Power Voltage - Vmpp (V) | 38.90 | 39.23 | 39.61 | 40.02 |
| Maximum Power Current - Impp (A) | 9.52 | 9.57 | 9.60 | 9.63 |
| Maximum Power - Pmax (W) | 370 | 375 | 380 | 385 |
| Module Efficiency - η' (%) | 19.0 | 19.2 | 19.5 | 19.8 |







Values at Standard Test Conditions STC (Air Mass AM1.5, Irradiance 1000W/m², Cell Temperature °25C).

| MATERIAL CHARACTERISTICS | | PACKAGING | |
|--------------------------|--|------------------------------|--------------------|
| Characteristics | Value | Physical Characteristics | Value |
| Cells per Module | 72 | Module Dimensions (mm) | 1968 x 990 x 40 |
| Cell Type | Grade A - Mono-Crystalline Silicon (PERC), 156.75x156.75mm | Module Weight (kg) | 22 |
| Front Surface | Anti-Reflective Coated Tempered 3.2mm Glass | Pallet Dimensions W.D.H (mm) | 2010 x 1140 x 1130 |
| Encapsulant | PID Free EVA | Modules per Pallet | 27 |
| Back Cover | Backsheet | Container Capacity | Value |
| Frame | Anodized Aluminum | 20 Feet Container | 270 Modules |
| Junction Box | IP68, 3 Bypass Diodes | 40 Feet High-Cube Container | 594 Modules |
| Cable and Connector | 1.2m Solar Cables with MC4 interconnection | | |
| Fire Classification | Spread of flame : A / Burning brand : C | | |

| THERMAL CHARACTERISTICS | | OPERATING CONDITIONS | |
|--|---------|----------------------------------|---------------------------------------|
| Characteristics | Value | | |
| Voltage Temperature Coefficient (%/°C) | - 0.291 | Maximum Sytem Voltage - Vmax (V) | 1000/1500 |
| Current Temperature Coefficient (%/°C) | + 0.033 | Maximum Series Fuse (A) | 15 |
| Power Temperature Coefficient (%/°C) | - 0.39 | Operating Temperature Range (°C) | IEC: - 40 to + 85 UL: - 40 to + 90 |
| NOCT (°C) | 45 ± 2 | | |

| WARRANTY | |
|--------------|--|
| Product | 12 Years |
| Power Output | 12 Years; 89.9 % of Power Output 25 Years; 81.4 % of Power Output |

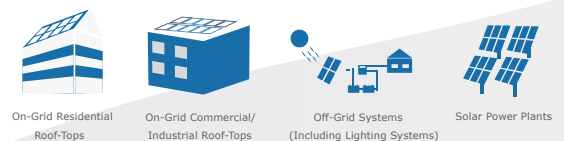
FEATURE

-  Positive power tolerance up to %3 extra output.
-  Excellent low light performance.
-  Salt mist and ammonia resistant to endure coastal and agricultural environments.
-  Excellent high mechanical loads, certified to withstand high wind load (2400 pa) and snow load (5400 pa).
-  In-line and post EL (Electroluminescence) machines.
-  PID resistant.

BENEFITS

- Outstanding technical support.
- Pre and after sales-service.
- 12 years warranty on material and workmanship .
- 25 years linear performance warranty.
- Marketing support to official distributors.
- Customized mounting solutions.

APPLICATIONS



- Power measuring tolerance: ± %3, other measurements tolerances: ± %5
- Datasheet is subjected to changes without prior notice, always obtain the most recent version of the datasheet.
- Caution: For professional use only, the installation and handling of PV modules and cleaning modules require professional skills and should only be performed by qualified professionals, please read the Installation and Operation Manual before using the modules, also Cleaning Guidelines.