

350Wp Monocrystalline Module Bifacial Solar Module

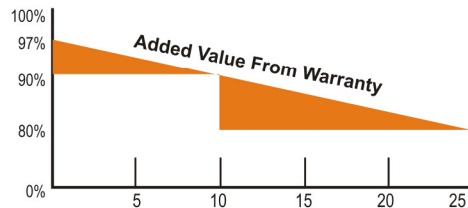


Bifacial Gain: The additional gain from the back side compared to the power of the front side at the standard test condition. It depends on installation condition

-  **Monocrystalline Modules designed for Commercial Industrial and Residential Applications or lighting system, water pumping system and power packs (Rooftop and Ground).**
-  **High Transmittance and Low Iron Tempered Glass with Anti-reflective Coating**
-  **Outstanding Performance in low-light Irradiance Environment**
-  **Excellent Mechanical Load Resistance withstand High Wind Loads (2400Pa) and Snow Load (5400Pa)**
-  **High Salt Mist Corrosion Resistance**
-  **PID Resistant Modules with Long-term Reliability
100% EL Inspection done.**

**25 Yrs
Output
Warranty**

10 Years Limited Product Warranty
25 Years Limited Power Output Warranty
- Minimum 90% at the end of 10 years
- Minimum 80% at the end of 25 years



We believe in a sustainable future, and we believe in creating it ourselves. Being a multi-product organisation and one of India's leading engineering companies, Microsun has dedicated itself to leaving behind a green legacy. Working for greater good, our eco-conscious values have driven us into delivering world-class solar energy products manufactured using state-of-the-art technology from Ecoprogetti, Italy, each Microsun solar product is created with the single minded objective of reducing carbon footprints and global warming. Headquartered in Bengaluru, India.

We are committed to delighting our customers with best quality products and help them maximise their cost efficiency with clean energy. So come, join us and play a part in energising the future.

Electrical Characteristics*

Model	Front Side	5%	10%	20%	30%
	STC	STC	STC	STC	STC
Nominal Maximum Power, P_m (w)*	350Wp	367.50Wp	385Wp	420Wp	455Wp
Open Circuit Voltage, V_{oc} (V)*	49.10	49.10	49.10	49.20	49.20
Short Circuit Current, I_{sc} (A)*	8.91	9.35	9.80	10.69	11.58
Voltage at Maximum Power, V_{mp}	41.00	41.00	41.00	41.10	41.10
Current at Maximum Power, I_{mp} (A)*	8.54	8.97	9.40	10.25	11.10
Module Efficiency (%)*	17.96	18.85	19.76	21.55	23.35
Limiting Reverse Current (A)	15				
Maximum System Voltage (V)	1000VDC (IEC)				

*Standard Test Conditions (STC) : 1000 W/m² irradiance, AM 1.5 spectrum and 25 Deg. C cell temperature

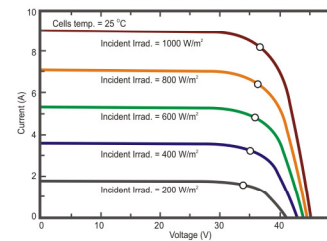
Mechanical Characteristics*

Length X Width X Thickness (L x W x T) - mm	: 1955x985x5.5
Weight (kg)	: 31
Solar Cells Per Module / Arrangement	: 72 Nos.
Solar Cell Type	: Polycrystalline Silicon / 156 x 156 (6" x 6")
Front Cover (Material / Thickness)	: Toughened Texture Glass 2.5
Encapsulate	: Ethylene Vinyl Acetate
Junction Box	: 3 No IP68
No. of Bypass Diodes	: 3
Connector	: MC4 Compatible
Cable	: 1000 mm / 4 mm ²
Mechanical Load (Wind/Snow)	: 2400 Pa / 5400 Pa
Fire Safety Class	: C
Safety Application Class	: A
Safety Class	: II

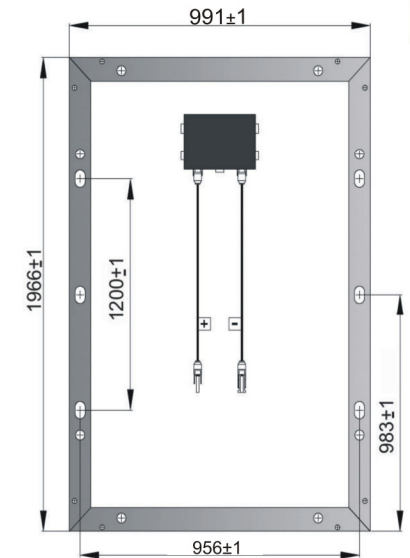
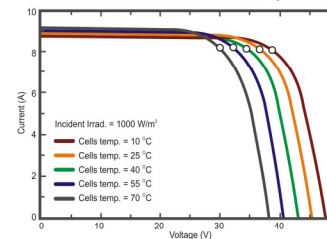
Thermal Characteristics

Temp. Coefficient of Current (I_m , α (% / °C))	: +0.06% / K
Temp. Coefficient of Voltage (V_m , β (% / °C))	: -0.36% / K
Temp. Coefficient of Power (P_m , γ (% / °C))	: -0.43% / K
NOCT (°C)	: 47° ± 2K
Operating Temperature Range (°C)	: -20°C to +90°C

I-V Curve Variation with Irradiance



I-V Curve Variation with Temperature



Oblong Hole at 3 places - 11mm x 8mm
Grounding Hole at 4 places - Ø6mm

MicroSun Solar Tech Pvt.,
Head Office : # 74/2-A, 74/2-B, B. Krishnappa Industrial Estate, 16th Cross, Sriganthanagar, Hegganahalli, Near Peenya 2nd Stage, Bengaluru - 560 091. Karnataka, India.
Tel: +91 80 2836 7845 / 35 Fax : +91 80 2836 7835 Email : info@microsunsolar.com
Branch Office :
Ghaziabad : # 25A, Anand Industrial Estate, Mohan Nagar, Ghaziabad - 201007, U.P.

www.microsunsolar.com

*The specifications may change and Microsun reserves the right to change them without prior notice.
The rated electrical characteristics tolerance +/- 3%.
Conditions Apply.