


# SOMERA GRAND ULTIMA PLUS - MBB



**up to 20.50%**  
EFFICIENCY

**405-415 W**  
RANGE

**144** MONOCRYSTALLINE  
MBB SOLAR CELLS



## INCREASED MODULE PERFORMANCE

due to design using circular ribbons.



## BETTER TOLERANCE TO MICRO CRACK

Higher number of busbar makes the PV modules less prone to loss in efficiency due to micro-cracks.



Bypass diodes and innovative series-parallel connections enable the module to perform better in **PARTIAL SHADOW CONDITIONS**



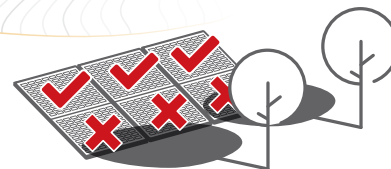
## SUPERIOR PRICE PERFORMANCE

of half-cell improves module output without adding much to the cost



Low resistance between the cells **REDUCES POWER LOSS**, increases overall power output

## INCREASED SHADE TOLERANCE



### HALF-CELL MODULE

Functions like two parallel modules, enabling the half-cell string to work in partial shading



Ⓟ Applicable in USA | Ⓜ Applicable in Europe, Indian Subcontinent and ROW (excluding USA) | Ⓡ Applicable in India | Ⓝ Applicable in Europe

## QUALITY AND SAFETY

- ♦ 27 years of linear power output warranty \*\*
- ♦ Rigorous quality control meeting the highest standards
- ♦ 100% EL tested to minimise micro crack

- ♦ Certified for salt mist corrosion resistance – severity VI
- ♦ Certified for ammonia resistance
- ♦ Certified for sand and dust test

## APPLICATIONS

- ♦ On-grid large scale utility systems
- ♦ On-grid rooftop industrial and commercial systems
- ♦ Rooftop residential systems

# TECHNICAL DATA

## SOMERA GRAND ULTIMA PLUS - MBB

THIS DATASHEET IS APPLICABLE FOR: SOMERA VSMH.72.AAA.05 (AAA=405-415)

### Electrical Data<sup>1</sup> All data refers to STC (AM 1.5, 1000 W/m<sup>2</sup>, 25°C)

Peak Power P <sub>max</sub> (Wp)	405	410	415
Maximum Voltage V <sub>mpp</sub> (V)	41.0	41.1	41.2
Maximum Current I <sub>mp</sub> (A)	9.89	10.00	10.10
Open Circuit Voltage V <sub>oc</sub> (V)	49.2	49.3	49.4
Short Circuit Current I <sub>sc</sub> (A)	10.32	10.43	10.54
Module Efficiency η[%]	20.01	20.26	20.50

1) STC: 1000 W/m<sup>2</sup> irradiance, 25°C cell temperature, AM1.5g spectrum according to EN 60904-3. Average relative efficiency reduction of 5% at 200 W/m<sup>2</sup> according to EN 60904-1.

### Electrical Parameters at NOCT<sup>2</sup>

Power (W)	299.7	303.4	307.1
V@P <sub>max</sub> (V)	37.7	37.8	37.9
I@P <sub>max</sub> (A)	7.94	8.03	8.11
V <sub>oc</sub> (V)	45.5	45.6	45.7
I <sub>sc</sub> (A)	8.26	8.34	8.43

2) NOCT irradiance 800 W/m<sup>2</sup>, ambient temperature 20°C, wind speed 1 m/sec

### Temperature Coefficients (Tc)

permissible operating conditions

Tc of Open Circuit Voltage (β)	- 0.29%/°C
Tc of Short Circuit Current (α)	0.057%/°C
Tc of Power (γ)	-0.38%/°C
Maximum System Voltage	1500 V
NOCT	45°C ± 2°C
Temperature Range	-40°C to + 85°C

### Mechanical Data

Length × Width × Height	2010 × 1007 × 40 mm (79.13 × 39.64 × 1.57 inches)
Weight	22.3 kg (44.7 lbs)
Junction Box	IP68/IP67, split junction box with individual bypass diodes
Cable & Connector#	400 mm length cables, MC4 Compatible/MC4 Connectors
Application Class	Class A (Safety class II)
Superstrate	3.2 mm (0.125 inches) high transmission low iron tempered glass, AR coated
Cells	72 Mono PERC (144 half-cells), MBB solar cells
Cell Encapsulant	EVA (Ethylene Vinyl Acetate)
Back Sheet	Composite film
Frame	Anodized aluminium frame with twin wall profile
Mechanical Load Test	5400 Pa (snow load), 2400 Pa (wind load)
Maximum Series Fuse Rating	20 A

### Warranty and Certifications

Product Warranty**	10 years
Performance Warranty**	Linear Power Warranty for 27 years with 3% for 1st year degradation and 0.65% from year 2 to year 27
Approvals and Certificate^	IEC 61215 Ed2:2016, IEC 61730:2016, IEC 61701, IEC 62716, IEC 60068-2-68, IEC 62804, CE, CEC (California), UL 1703, IS/IEC 61730

### Packaging Information

Quantity/Pallet: 26	Pallets/Container (40'HC): 22	Quantity/Container (40'HC): 572
---------------------	-------------------------------	---------------------------------

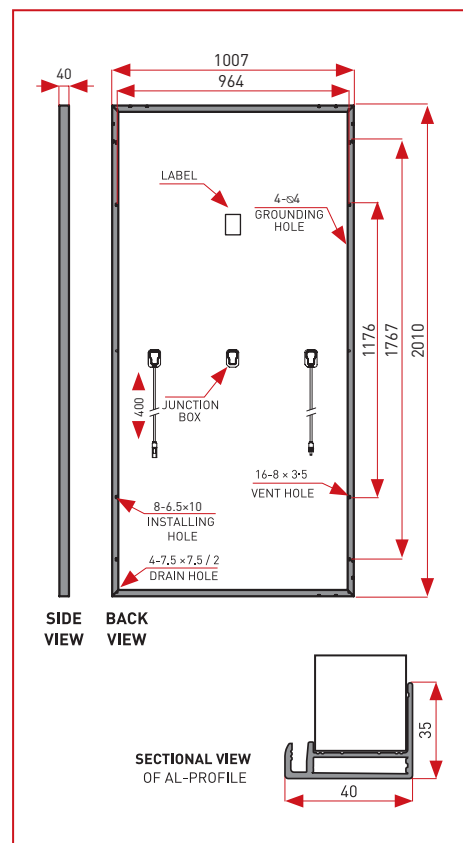
\* 1200 mm (47.24 inches) cable length is also available. | \*\* Refer to Vikram Solar's warranty document for terms and conditions. | ^ All certifications under progress.

**CAUTION:** READ SAFETY AND INSTALLATION MANUAL BEFORE USING THE PRODUCT.

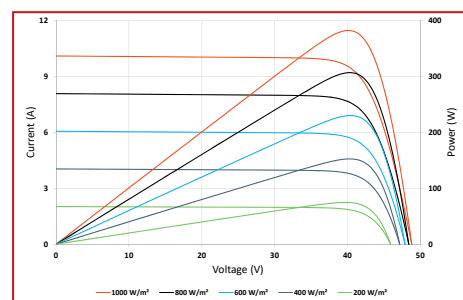
Specifications included in this datasheet are subject to change without notice. Electrical data without guarantee. Please confirm your exact requirement with the company representative while placing your order.

Vikram Solar & Somera and the accompanying Logos are trademarks of Vikram Solar Limited registered in India

### Dimensions in mm



### Typical I-V Curves



### Performance Warranty

