


# SOLID Pro

## 60 Cell

Frameless

Glass / Glass

Protective Edge Sealing



Mono

⚡ 310 W

⚡ 275 W

Poly



Positive sorting up to +5W

## SOLITEK

Mokslininku str. 6A,  
Vilnius 08412, Lithuania  
Tel. +370 5 263 8774 | info@solitek.eu  
www.solitek.eu

G05201908



SELF-CLEANING EFFECT



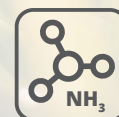
SALT MIST RESISTANCE



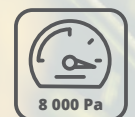
FIRE CLASS A



DUST & SAND RESISTANCE



AMMONIA RESISTANCE



EXTREME LOAD RESISTANCE



PRODUCED USING 100% RENEWABLE ENERGY



PID free



Electrical data (STC*)	Regular Transparency		Increased Transparency					
Transparency %	10		20	30		45		
Maximum Power	310	275	270	240	230	210	165	150
Cell Configuration	6x10		6x9	6x8		4x9		
Cell Technology	Mono C-Si	Poly C-Si	Mono C-Si	Poly C-Si	Mono C-Si	Poly C-Si	Mono C-Si	Poly C-Si
Open circuit voltage ( $V_{oc}/V$ )	41,02	38,67	35,51	34,74	35,56	31,4	23,67	23,38
Short circuit Current ( $I_{sc}/A$ )	9,71	9,27	9,89	9,51	9,88	9,4	9,87	20,7
Max Power Voltage ( $V_{mp}/V$ )	33,48	31,7	28,94	27,49	25,72	24,60	19,29	17,67
Max Power Current ( $I_{mp}/A$ )	9,31	8,77	9,34	8,93	9,33	8,87	9,32	8,86
Module Efficiency ( $\eta$ )	18,71%	16,60%	16,30%	14,49%	13,88%	12,68%	9,96%	9,05%
Max System Voltage (V)	1500		1500					
Max Current (A)	15		15					
Power Tolerance	0/+5W		0/+5W					


\*Under Standard Test Conditions (STC) of irradiance of 1000W/sq. m., spectrum AM 1.5 and cell temperature of 25 C

Flash testing measurement accuracy of +/- 5%

All transparency values are approximate +/- 3%


**Increased Module Transparency**

20% (54 cells)




Configuration: 6x9

30% (48 cells)

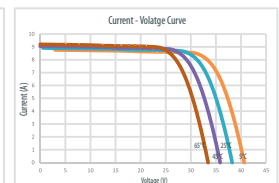
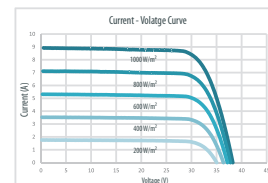
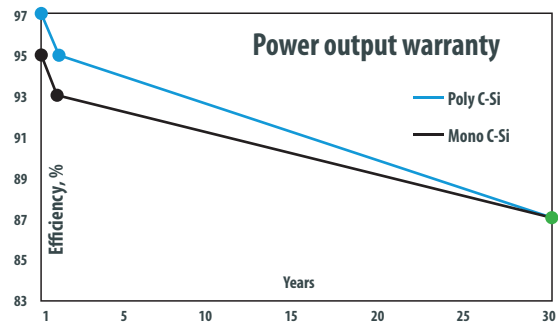


Configuration: 6x8

45% (36 cells)

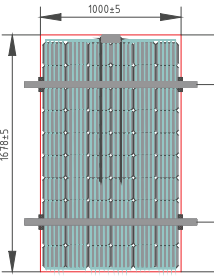


Configuration: 4x9



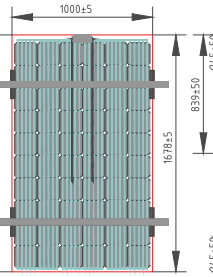
**Dimensions & Mounting**

2400/2400 Pa



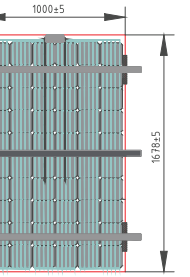
Alumero fixing clamps END/MID 6.8 150 mm and 200 mm\*\*

2400/5400 Pa



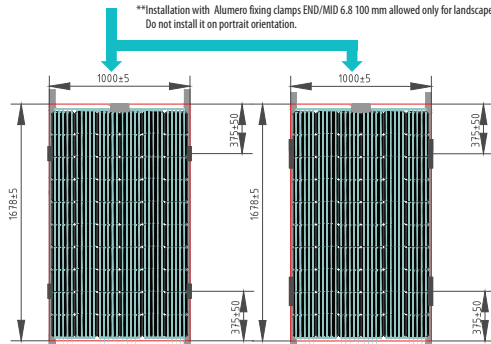
Alumero fixing clamps END/MID clamps 6.8 200 mm\*\*

2400/8000 Pa



Alumero fixing clamps END/MID clamps 6.8 200 mm\*\*

\*\*Installation with Alumero fixing clamps END/MID 6.8 100 mm allowed only for landscape orientation configuration. Do not install it on portrait orientation.



Temperature ratings	Polycrystalline	Monocrystalline
Current temperature coefficient ( $\alpha$ )	+0,046% /°C	+0,04% /°C
Voltage temperature coefficient ( $\beta$ )	-0,347% /°C	-0,35% /°C
Power temperature coefficient ( $\delta$ )	-0,486% /°C	-0,47% /°C
Nominal Operating Module Temperature	46° C	

Mechanical data	
Dimensions (LxWxH) (mm)	1670x992x7,1
Dimensions with edge sealing (LxWxH) (mm)	1678±5x1000±5x7,1
Weight (kg)	27
Front / Back glass (mm)	3,15
Cell Type	Poly C-Si / Mono C-Si
Cell Size (mm)	156x156
Busbars	5
Frame	Frameless
Operating Temperature (°C)	-40 ÷ +85
Max Load (wind/snow) (Pa)	2400/8000
Junction Box / IP Class	TE Connectivity J-box IP68
Cable Cross Section Size (mm <sup>2</sup> )	4
Bypass Diodes	3
Connector	PV4-S Male/Female
Optimization	Tigo Ts4 (Optional)

This datasheet is not legally binding. The manufacturer reserves the right to make changes to product specifications and/or product features without prior notice. The most recent versions of all documents (T&Cs, datasheets, warranties, and installation manuals can always be found on our website at [www.solitek.eu](http://www.solitek.eu)).

## Certificates and memberships



## Dealer Information



Moklininku str. 6A,  
Vilnius 08412, Lithuania  
Tel. +370 5 263 8774  
info@solitek.eu  
www.solitek.eu

