

MANUFACTURER



SOLAR INNOVA GREEN TECHNOLOGY, S.L.

N.I.F.: ESB-54.627.278

Paseo de los Molinos, 12
03660 - NOVELDA (Alicante) SPAIN

T/F: +34965075767

E: info@solarinnova.net



W: www.solarinnova.net



PHOTOVOLTAIC MODULES

Series	STANDARD	Reference	SI-ESF-M-P125-36	Type	POLYCRYSTALLINE
--------	----------	-----------	------------------	------	-----------------

INTRODUCTION



MATERIALS Solar Innova uses the latest materials to manufacture photovoltaic modules.

USE Our modules are ideal for any application that uses the photoelectric effect as a clean energy source because of its minimal chemical pollution and no noise pollution.

FRONT The front of the module contains a tempered solar glass with:
 ☞ High transmissivity.
 ☞ Low reflectivity.
 ☞ Low iron content.

PV CELLS These PV modules use high-efficiency polycrystalline silicon cells (the cells are made of several crystals of high purity silicon) to transform the energy of sunlight into electric energy.

 Each cell is electrically rated to optimize the behavior of the module.

 Its performance is excellent over the entire range of light spectrum, with particularly high yields in low light situations or cloudiness to direct sunlight (diffuse radiation).

ENCAPSULANT The cell circuit is laminated using as encapsulant:
 ☞ EVA (Ethylene-Vinyl Acetate).

BACK The rear of the module contains a plastic polymer (Tedlar) which provides complete protection and seals against environmental agents and electrical insulation.

FRAME The compact, anodized aluminum frame provides an optimal relationship-weight moment of inertia, to obtain greater rigidity and resistance to twisting and bending. It has several holes to attach the module to the support structure and ground if necessary.

JUNCTION BOX The junction boxes with IP67, are made from high temperature resistant plastics and containing terminals, connection terminals and protection diodes (by-pass).


 These modules are supplied with symmetric lengths of cable, with a diameter of copper section of 4 mm and an extremely low contact resistance, all designed to achieve the minimum voltage drop losses.

PERFORMANCE Our modules comply with all safety requirements not only flexibility but also double insulation and high resistance to UV rays, all are suitable for use in outdoor applications. The design of these modules makes their integration in both industrial and residential buildings (one of the most emerging sectors in the photovoltaic market), and other infrastructure, simple and aesthetic.

QUALITY CONTROL We have quality control divided into three elements:
 ☞ Regular inspections allow us to guarantee the quality of the raw material.
 ☞ Quality control in the process of our manufacturing procedures.
 ☞ Quality control of finished products, we conduct through inspections and tests of reliability and performance.

WARRANTIES Our manufacturing plants have been prepared in accordance with:
 ☞ ISO 9001, in terms of Quality Systems and Business.
 ☞ ISO 14001, in terms of Environmental Management Systems.
 ☞ OHSAS 18001, in terms of Management Systems Health and Safety.

CERTIFICATES Our PV modules are certified by internationally recognized laboratories and are proof of our strict adherence to international safety standards, long term performance and overall quality of products.



MANUFACTURER



SOLAR INNOVA GREEN TECHNOLOGY, S.L.
 N.I.F.: ESB-54.627.278
 Paseo de los Molinos, 12
 03660 - NOVELDA (Alicante) SPAIN

T/F: +34965075767
 E: info@solarinnova.net
 W: www.solarinnova.net



PHOTOVOLTAIC MODULES

Series	STANDARD	Reference	Type
		SI-ESF-M-P125-36	POLYCRYSTALLINE

PV CELLS

Type	Monofacial	mc-Si
MECHANICAL CHARACTERISTICS		
Size	mm	125 x 125 ±0,5
Thickness	µm	210 ±20
Front	[-]	Si3N4 anti-reflection coating
Back	[+]	Aluminum back surface field (Al-BSF)
TEMPERATURE COEFFICIENTS		
Tk Voltage	%/K	-0,36
Tk Current	%/K	0,07
Tk Power	%/K	-0,38

PV MODULES

ELECTRICAL CHARACTERISTICS

STC CONDITIONS

Maximum power	[Pmpp]	Wp	90	95	100	105	IEC 60904-1
Tolerance	[Pmpp]	Wp			0/+5		IEC 60904-3
Voltage at maximum power	[Vmpp]	V	18,05	18,17	18,40	18,55	ASTM G173
Current at maximum power	[Impp]	A	4,99	5,23	5,43	5,66	ASTM 1036
Open circuit voltage	[Voc]	V	22,28	22,43	22,72	22,90	
Short circuit current	[Isc]	A	5,23	5,57	5,64	5,72	
Maximum system voltage	[Vsyst]	V		1500 / 1000			IEC / UL
Maximum series fuse rating	A			15			
Efficiency	[ηm]	%	13,92	14,69	15,47	16,24	
Form Factor	[FF]	%	77,24	76,04	78,04	78,04	

STC (Standard Test Conditions): Irradiance: 1000 W/m² + Cell Temperature: 25° C + Air Mass: 1.5

NMOT CONDITIONS

Maximum power	[Pmpp]	Wp	66	70	74	77	IEC 61215
Voltage at maximum power	[Vmpp]	V	16,43	16,54	16,75	16,89	
Current at maximum power	[Impp]	A	4,05	4,25	4,41	4,60	
Open circuit voltage	[Voc]	V	20,36	20,50	20,77	20,93	
Short circuit current	[Isc]	A	4,24	4,52	4,57	4,64	

NMOT (Nominal Module Operating Temperature): Irradiance: 800 W/m² + Ambient Temperature: 20° C + Air Mass: 1.5 + Wind Speed: 1 m/s

MECHANICAL CHARACTERISTICS

PANEL	WIDTH (X)	HIGH (Y)	AREA
Size	541 mm	1195 mm	0,65 m ²
CELLS			
Quantity	4	9	36 units = 0,56 m ²

COMPONENTS

MATERIAL	QUANTITY	THICKNESS (Z)	DESCRIPTION	DENSITY	TOTAL WEIGHT
Frame	1 units	35 mm	Al 6065-T5	1,23 kg/m ²	0,79 kg
Glass-1	1 units	3,2 mm	Tempered	8,10 kg/m ²	5,24 kg
Sheet Encapsulant	1 units	0,38 mm	EVA	0,40 kg/m ²	0,26 kg
Busbars	5 units	0,2 mm	CuSn6	kg/m ²	kg
PV Cells	1 units	0,21 mm	mc-Si	0,11 kg/m ²	0,07 kg
Sheet Encapsulant	1 units	0,38 mm	EVA	0,40 kg/m ²	0,26 kg
Backsheet	1 units	0,5 mm	TPT	0,47 kg/m ²	0,30 kg
Junction Box	1 units	10 mm	Monopolar	0,10 kg/m ²	0,10 kg
Diodes (By-pass)	4 units			0,01 kg/m ²	0,02 kg
Cables (+/-)	2 units	4 mm ²	900 mm	0,10 kg/m ²	0,20 kg
Connectors	2 units	MC4-T4 type	PVC-IP67	0,05 kg/m ²	0,10 kg
TOTAL		35 mm		11,36 kg/m²	7,34 kg

THERMAL CHARACTERISTICS

TEMPERATURE COEFFICIENTS			POLYCRYSTALLINE
Temperature coefficient of short circuit current	α	[Isc]	0,0825 %/° C
Temperature coefficient of open circuit voltage	β	[Voc]	-0,4049 %/° C
Temperature coefficient of maximum power	γ	[Pmpp]	-0,4336 %/° C
Temperature coefficient of current at maximum power		[Impp]	0,1000 %/° C
Temperature coefficient of voltage at maximum power		[Vmpp]	-0,3800 %/° C
Nominal Module Operating Temperature		[NMOT]	+ 47 ± 2 ° C

TOLERANCES

Working temperature	- 40 / + 85 °C	Glass dimension	< ± 2,5 mm
Dielectric isolation voltage	3000 V	Glass symmetrytolerance	< ± 3 mm
Relative humidity	0 / 100 %	Cell single string distolerance	< ± 1 mm
Wind resistance	2400 Pa		
Snow resistance	5400 Pa	Maximum hail resistance	∅ 28 23 m/s

CLASSIFICATIONS

Application class	A Class	IEC 61730	Pollution	Degree	1	IEC 61730
Electrical protection class	II Class	IEC 61140 IEC 61730	Material	Group	I	IEC 61730
Fire safety class	C Class	ANSI/UL 790 IEC 61730	Safety	Factors	1.5	IEC 61730

MANUFACTURER



SOLAR INNOVA GREEN TECHNOLOGY, S.L.
 N.I.F.: ESB-54.627.278
 Paseo de los Molinos, 12
 03660 - NOVELDA (Alicante) SPAIN

T/F: +34965075767
 E: info@solarinnova.net
 W: www.solarinnova.net



PHOTOVOLTAIC MODULES



Series	STANDARD	Reference	SI-ESF-M-P125-36	Type	POLYCRYSTALLINE
--------	----------	-----------	------------------	------	-----------------

DRAWING

JUNCTION BOX

Position	Rear	Border	-	Axis (X)	Axis (Y)	-
----------	------	--------	---	----------	----------	---

FRONT		REAR	
-------	--	------	--



WIDTH (X) 541 mm

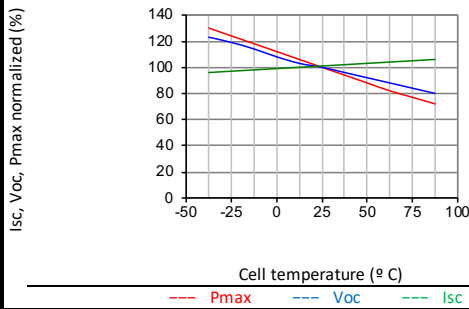
HIGH (Y) 1195 mm

PERFORMANCE

CELLS

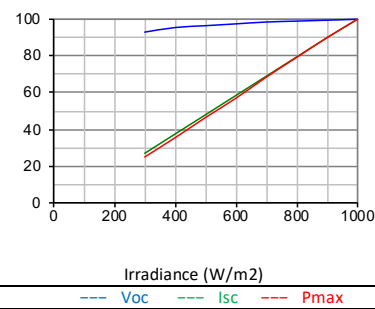
TEMPERATURE

Temperature depending on Isc, Voc and Pmax



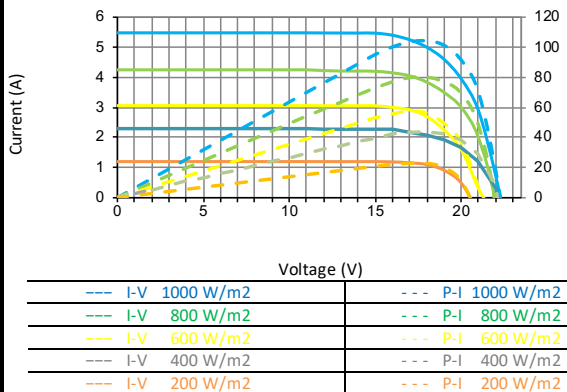
IRRADIANCE

Irradiance depending on Isc, Voc and Pmax (cell temperature: 25°C)

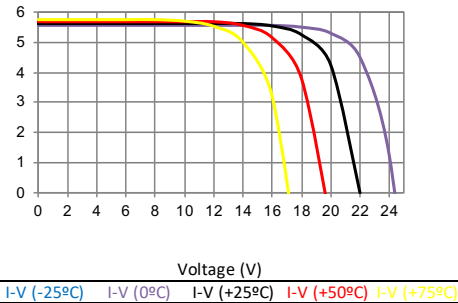


TEMPERATURE

Electrical performance (cell temperature: 25°C)



IV-IRRADIANCE



SOLAR SIMULATOR

Class	AAA	IEC 60904-9	Power measurement uncertainty is	± 3 %
-------	-----	-------------	----------------------------------	-------

ELECTRICAL MEASURES

STC CONDITIONS		NMOT CONDITIONS	
Irradiance	1000 W/m ²	Irradiance	800 W/m ²
Cell temperature	25 °C	Ambient temperature	20 °C
Air Mass	1,5	Air Mass	1,5
	ASTM G173	Wind speed	1 m/s
	ASTM 1036		

MANUFACTURER



SOLAR INNOVA GREEN TECHNOLOGY, S.L.

N.I.F.: ESB-54.627.278

Paseo de los Molinos, 12

03660 - NOVELDA (Alicante) SPAIN

T/F: +34965075767

E: info@solarinnova.net

W: www.solarinnova.net

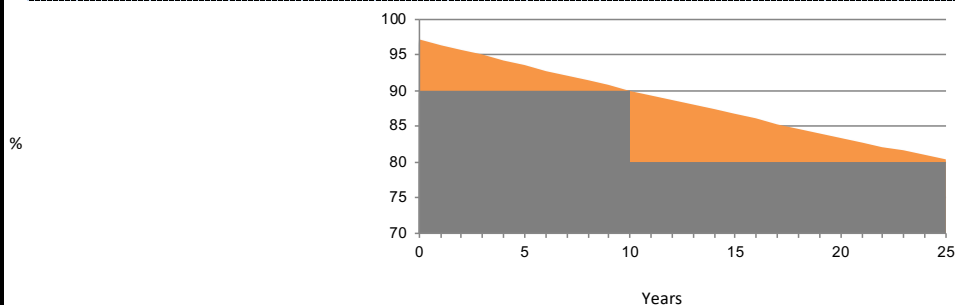


PHOTOVOLTAIC MODULES

Series STANDARD **Reference** SI-ESF-M-P125-36 **Type** POLYCRYSTALLINE

STANDARD GUARANTEES

LINEAR PERFORMANCE WARRANTY



Manufacturing defects	12 years.
Performance	90% of rated power after 10 years of operation, 80% of rated power after 25 years of operation.

ENVIRONMENTAL INFORMATION

Solar Hours Peak	6 day		kWh	Coal	Petrol/Gas	Combined
Irradiation rate	1000 W/ m2			1	0,961	0,828
Energy generated	540 kWh day	Avoid	day	519	447	201 kg/CO2
	16200 kWh month	CO2	month	15568	13414	6026 kg/CO2
	197100 kWh year	emissions	year	189413	163199	73321 kg/CO2

CERTIFICATES

ISO 9001	Quality Management Systems.
ISO 14001	Environmental Management Systems.
OHSAS 18001	Occupational Health and Safety Management Systems.
CE	Directive 2014/35/EU of the European Parliament and of the Council of 26 February 2014 on the harmonisation of the laws of the Member States relating to the making available on the market of electrical equipment designed for use within certain voltage limits.
IEC/EN 61215	Crystalline silicon terrestrial photovoltaic (PV) modules. Design qualification and type approval.
IEC/EN 61730-1	Photovoltaic (PV) module safety qualification - Part 1: Requirements for construction.
IEC/EN 61730-2	Photovoltaic (PV) module safety qualification - Part 2: Requirements for testing.
IEC/EN 61701	Salt mist corrosion testing of photovoltaic (PV) modules.
IEC/EN 62716	Photovoltaic (PV) modules - Ammonia corrosion testing.
UNE-EN IEC 62804-1	Photovoltaic (PV) Modules - Test Methods for the detection of potential-induced degradation. Part 1: Crystalline silicone.
IEC/EN 62790	Junction boxes for photovoltaic modules - Safety requirements and tests.
IEC/EN 62852	Connectors for DC-application in photovoltaic systems - Safety requirements and test.
UL 1703	Standard for Flat-Plate Photovoltaic Modules and Panels.



PACKING

CONTAINER 20'			CONTAINER 40'HQ		
PANELS X PALLET	PALLETS	TOTAL	PANELS X PALLET	PALLETS	TOTAL
-	-	-	26	22	572

IEC 62759-1 Photovoltaic (PV) modules - Transportation testing - Part 1: Transportation and shipping of module package units.

EXPORT INFORMATION

HS Code	85414020	TARIC code	8541409021
----------------	----------	-------------------	------------

COMMENTS

NOTICE

The specifications and technical data may be subject to possible modifications without notice.
This data sheet are conform to the requirements of the Standard EN 50380:2018.