

ZXM6-HLD144 Series

Znshinesolar 5BB **HALF-CELL** Light-Weight Double Glass Mono PV Module



144

Mono Poly Solutions

385W | 390W | 395W | 400W | 405W | 410W


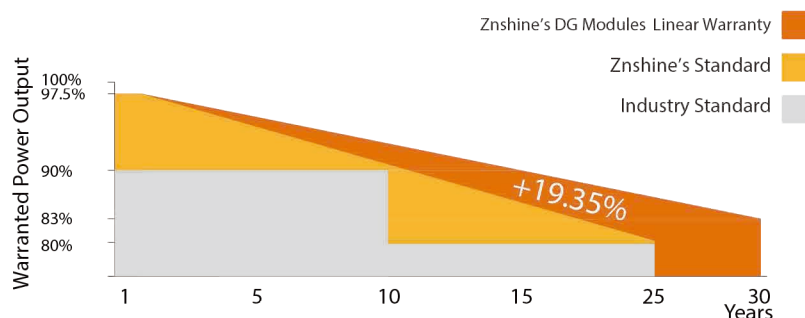
Made with selected materials and components to grant quality, duration, efficiency and through outputs, the ZXM6-HLD144 double glass modules by ZNSHINE SOLAR feature have both decorative and shading functions. They represent the perfect choice for BIPV and BAPV construction applications. This allows you to produce clean energy while reducing your energy bill.

ZNSHINE SOLAR' S ZXM6-HLD144 double glass solar modules are tested and approved by international acknowledged laboratories, so that we can offer our customers a reliable and price-quality optimized product.

12 years product warranty for general double glass modules

15 years product warranty only for Residential Rooftop PV system

30 years output warranty/0.5% Annual Degradation over 30 years



Half Cell Technology

In comparison with common double glass modules, our modules are extremely robust and superior air tightness



Easy to install

The module is very light in weight so the installation is easier and transport costs are lower



Better Weak Illumination Response

Lower temperature coefficient and wide spectral response, higher power output, even under low-light settings



ELECTRICAL PROPERTIES | STC*

Module Type	ZXM6-HLD144 -385/M	ZXM6-HLD144 -390/M	ZXM6-HLD144 -395/M	ZXM6-HLD144 -400/M	ZXM6-HLD144 -405/M	ZXM6-HLD144 -410/M
Nominal Power Watt Pmax(W)	385	390	395	400	405	410
Power Output Tolerance Pmax(%)	385±3%	390±3%	395±3%	400±3%	405±3%	410±3%
Maximum Power Voltage Vmp(V)	40.4	40.6	40.8	41.0	41.2	41.4
Maximum Power Current Imp(A)	9.53	9.61	9.69	9.76	9.84	9.91
Open Circuit Voltage Voc(V)	48.5±3%	48.7±3%	48.9±3%	49.1±3%	49.3±3%	49.5±3%
Short Circuit Current Isc(A)	10.08±3%	10.14±3%	10.21±3%	10.27±3%	10.33±3%	10.39±3%
Module Efficiency (%)	18.98	19.23	19.48	19.72	19.97	20.22

*STC (Standard Test Condition): Irradiance 1000W/m², Module Temperature 25°C, AM 1.5
*The data above is for reference only and the actual data is in accordance with the practical testing

ELECTRICAL PROPERTIES | NOCT*

Maximum Power Pmax(Wp)	282.4	286.3	290.3	293.9	298.0	301.7
Maximum Power Voltage Vmpp(V)	37.3	37.5	37.8	38.0	38.2	38.4
Maximum Power Current Impp(A)	7.57	7.63	7.69	7.74	7.79	7.85
Open Circuit Voltage Voc(V)	44.9	45.1	45.3	45.4	45.6	45.8
Short Circuit Current Isc(A)	8.14	8.19	8.25	8.30	8.34	8.39

*NOCT:Irradiance 800W/m²,Ambient Temperature 20°C,AM 1.5,Wind Speed 1m/s
*The data above is for reference only and the actual data is in accordance with the practical testing

TEMPERATURE RATINGS

NOCT	45°C ±2°C
Temperature coefficient of Pmax	-0.36%/°C
Temperature coefficient of Voc	-0.29%/°C
Temperature coefficient of Isc	0.05%/°C

*Do not connect Fuse in Combiner Box with two or more strings in parallel connection

WORKING CONDITIONS

Maximum system voltage	1500 V DC
Operating temperature	-40°C~+85°C
Maximum series fuse	15 A
Maximum load front/back	3600/2400 6clamps 1600/1600 4clamps with safety factor 1.5

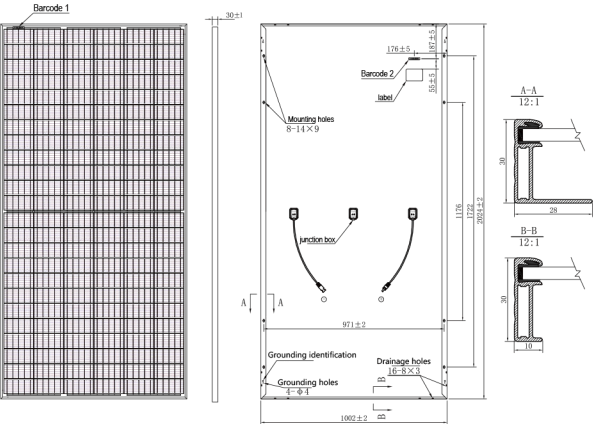
MECHANICAL DATA

Solar cells	Mono 158.75*79.375mm
Cells orientation	144 (6×24)
Module dimension	2024×1002×30 mm(With Frame)
Weight	26.5 kg
Glass	2.0mm+2.0mm heat strengthened glass
Junction box	IP 68 , 3 diodes
Cables	H1Z2Z2-K 1×4,0mm²
Connectors	LJQ-1 Taizhou Jinxiu Electrical Science & Technology Co Ltd
	manufactured in China

PACKAGING INFORMATION

Packing Type	40' HQ
Piece/Box	36
Piece/Container	792

DIMENSION OF THE PV MODULE (mm)



I-V CURVES OF THE PV MODULE

