

500W Pure Sine Wave Inverter/Charger KPC500 series




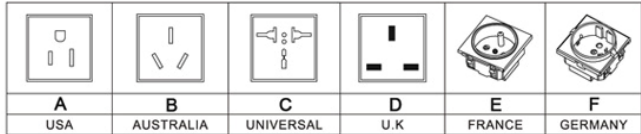
Overview



The KPC500 series Inverter/Charger offers a complete power conversion system—DC to AC, battery charging, and an AC Transfer Switch—and can be used for stand-alone or back-up applications.

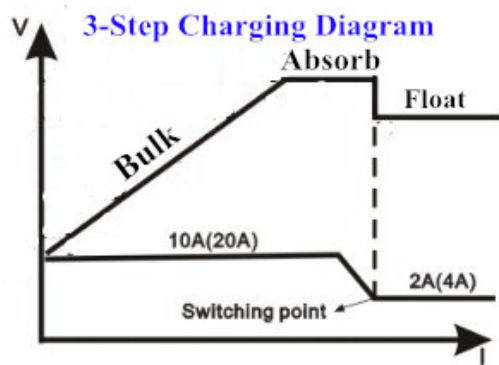
Features&Benefits:

- Rated power:500W
- Peak power:750W for 10sec,1000w for 2sec
- Pure sine wave output
- Battery charger current 10A Max
- Protection: Input reverse polarity/Bat. Low shutdown/Over voltage/Over load/Over temperature/Output short
- Variable speed fan controlled by temperature and load
- 3-Stage battery charge
- One year warranty

Specification:

Items		KPC500-112	KPC500-124	KPC500-212	KPC500-224
Inverter	AC Voltage	100V/110V/115V/120V		220V/230V/240V	
	Continuous Power	500W	500W	500W	500W
	Surge Power(10sec)	750W	750W	750W	750W
	Peak Power(2sec)	1000W	1000W	1000W	1000W
	Output Waveform/Distortion	 Pure Sine Wave, THD≤ 4%			
	Frequency	60Hz+/-1Hz		50Hz+/-1Hz	
	Efficiency	88%	89%	88%	89%
	No Load Current Draw	0.4A	0.2A	0.4A	0.2A
	DC Input Voltage	12V	24V	12V	24V
	Input Voltage Range	10.8– 15.5V	21.6– 31V	10.8– 15.5V	21.6– 31V
	Low Battery Voltage Alarm	10.8±0.2V	21.6±0.4V	10.8±0.2V	21.6±0.4V
	Low Battery Voltage Shutdown	10.2±0.2V	20.4±0.4V	10.2±0.2V	20.4±0.4V
	High Battery Voltage Shutdown	15.5±0.2V	31±0.4V	15.5±0.2V	31±0.4V
AC Output Receptacle					
Charger	Max Charging Current	10A	5A	10A	5A
	Charge Voltage(Absorb Charging)	14.6V	29.2V	14.6V	29.2V
	Charge Voltage(Float Charging)	13.8V	27.6V	13.8V	27.6V
	AC Input Voltage	90V-120V		180V-260V	
	Frequency	45Hz-65Hz			
	Charging Type	3-step charging: Bulk/Absorb/Float charging			
	Transfer time(Utility-to-Battery)	<16ms			

	Recommended Battery Type	Lead Acid
	Recommended Battery Size	40AH—200AH
Protection	Overload Shutdown	Shut down o/p voltage, re-power on to recover
	Over Temperature Shut down	$\geq 45^{\circ}\text{C}$ or $\geq 40\%$ rated power, cooling fan open; $\geq 75^{\circ}\text{C}$, Shut off.
	Short Circuit Protection	Shut down o/p voltage, re-power on to recover
	Reverse Polarity Protection	By external fuse open
General	LED Indicator	Inverter, Charging, Fully charged, Fault
	Cooling Fan	Temperature and Load controlled variable speed fans
	USB:5V,500mA/1000mA	Yes
	Remote Control	Yes
	Casing	Blue/Black or customized Aluminium
	Ground Chassis	Properly grounds to vehicle grounding system or to earth ground.
Variable speed fan controlled by temperature and load	Fan don't run	Load<40% or inner temperature less than 30°C,
	Fan's rotational speed is 40%	$40\% \leq \text{Load} < 60\%$
	Fan's rotational speed is 60%	$60\% \leq \text{Load} < 80\%$
	Fan's rotational speed is 80%	$80\% \leq \text{Load} < 100\%$
	Fan's rotational speed is 100%	$100\% \leq \text{Load}$ or Inner temperature is more than 45°C
Buzzer/LED	Low Battery Alarm	●-●-○-○-○-○-○ Buzzer sound 2times and Red light blink 2times every 8sec.
	Low Battery Shutdown	●-●-●-○-○-○-○ Buzzer sound 3times and Red light blink 3times every 8sec.
	Over Voltage Shutdown	●-●-●-○-○-○-○ Buzzer sound 4times and Red light blink 4times every 8sec.
	Over temperature Shutdown	●-●-●-●-○-○-○ Buzzer sound 5times and Red light blink 5times every 8sec.
	Short Circuit/Overload Shutdown	●-●-●-●-●-●-●-● Red light blink constantly
Environment	Working Temp, Humidity	-40°C to +45°C, 0% ~ 90% RH non-condensing
	Storage Temp, Humidity	30°C ~ +70°C / -22 ~ +158°F, 10% ~ 95% RH
Mechanical	Unit Dimension/Weight	31*15*7cm(L*W*H),3KGS
	Master Carton	44*42*34cm(L*W*H),14KGS,4piece/CTN
	Certificates	CE-LVD,CE-EMC,RoHS
Accessories	Battery Cable	 Alligator Clip OR Cable Kit
	Power Cable	
	Manual	1x Instruction/Specification Booklet
	Fuse	4x Replaceable fuse



Kong Solar Co., Ltd.

**Tanjialing Village, Lanjiang Street, Yuyao
315400, Ningbo City, Zhejiang Prov., China**

T: +86 574-22675896

F: +86 574-22675897

W: www.kongsolar.com

E: info@kongsolar.com sales@kongsolar.com

we reserve the right to alter product specifications
at any time and for any reason without liability.

Copyright. 2014. Kong Solar Co., Ltd.