

# LiFePO4 Battery 12.8V40Ah

## Cylindrical Lithium Iron Phosphate Battery

**OPT12040**  
(IFR32650, 4S8P)

### Brief Introduction

OptimumNano always develop and produce **32650** cells to or assemble battery packs to satisfy the requirements of high performance and operational reliability of our customers. We also have the **14500/18650/22650/26650** cells to meet all your requirements.

### Key Features

- Attractive cycle life
- Extended safety performance
- Wide operating temperature range
- Unrivalled high temperature performance
- Green energy without metal contaminant
- High capacity
- Steady output voltage
- Little self-discharge
- Double safety protection
- Withstanding very high level of vibrations and shocks

### Safety Characteristics

- Over-charge/Over-discharge Ability to withstand over-charge/withstand over-discharge, and there is no fire, no exploding and work well
- Short circuit Ability to withstand short circuit, and there is no fire, no exploding
- Acupuncture Ability to withstand nail puncturing, and there is no fire, no exploding
- Thermal shock Ability to withstand thermal shock, and there is no fire, no exploding



### Electrical Characteristics

Nominal Voltage	12.8V
Nominal Capacity (at 0.5C, 25 degC)	40Ah
Min. Capacity (at 0.5C, 25 degC)	38h
Expected Cycle Life	More than 3000 cycles, with 0.2C charge and discharge rate, at 25 °C, 80%DOD

### Mechanical Characteristics

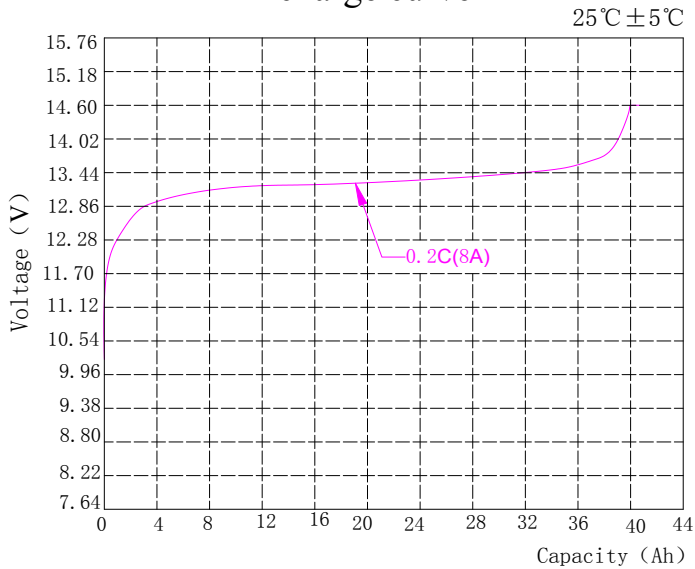
Length	198±1mm
Width	166±1mm
Height	170±1mm
Net Weight	~5.5Kg

### Operation Conditions

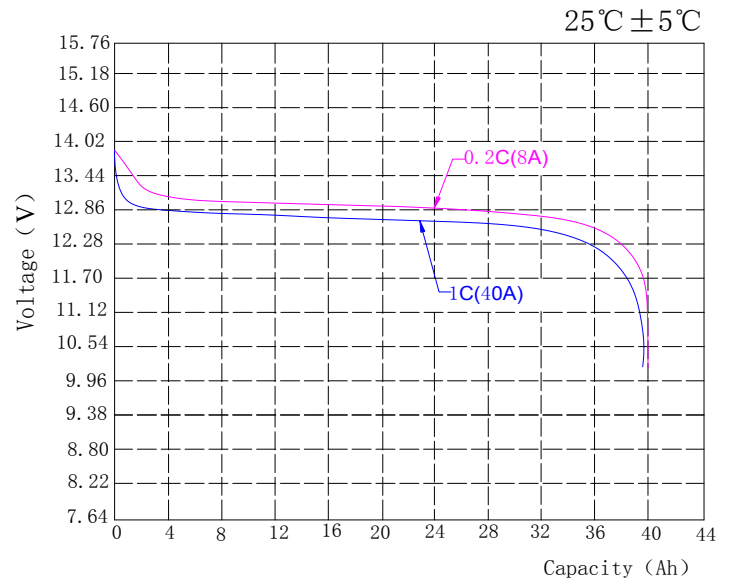
Charge Method	CC-CV
Max. Charge Voltage	14.6V
Continuous Charge Current	Max.40A
Charge Temperature	0°C~45°C
Continuous Discharge Current	Max. 40A
Peak Instant Discharge Current(10 Seconds)	80A
Discharge Cut-off Voltage	10.0V
Discharge Temperature	-20°C~65°C
Storage Temperature	-20°C~45°C
Self Discharge (Stored at 50% SOC)	<= 3%/month

## Charge and discharge curve

charge curve



Diploid discharge curve

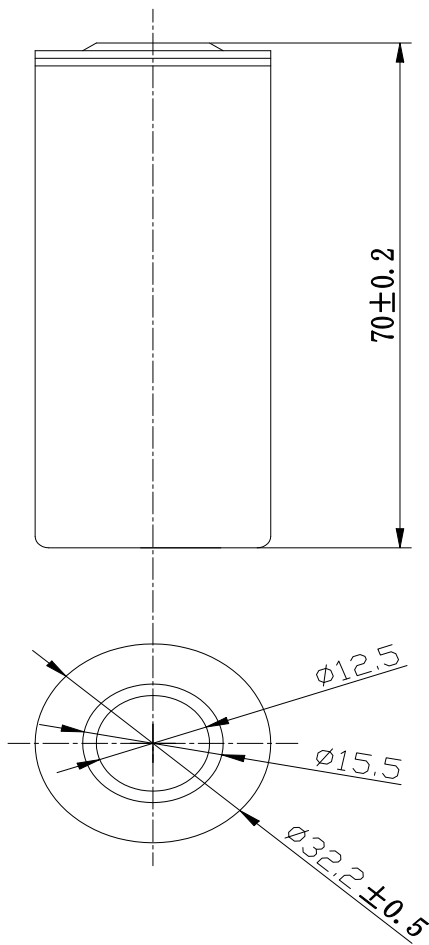


## Function of PCM

**Circuit Protection:** OptimumNano's cylindrical cells are optimized through the use of its battery PCM, through monitoring cells, to provide protection against overcharge, over discharge, short circuit. Overall, the PCM helps to ensure safe and accurate Operation.

Item	Content	Criterion
<b>Over charge Protection</b>	Over charge detection voltage	3.90±0.05V
	over charge detection delay time	0.96~1.4s
	Over charge release voltage	3.80±0.05V
	Maximum charge voltage	3.65±0.05V
	Maximum charge current	≤5A
<b>Over discharge protection</b>	Over discharge detection voltage	2.0V±0.050V
	Over discharge detection delay time	115~173ms
	Over discharge release voltage	2.3V±0.10V
<b>Over current protection</b>	Maximum continuous current	≤5A
	Over current detection current	10A
	Over current detection delay time	9±2ms
	Over current release condition	Cut load
<b>Short circuit protection</b>	YES	

## Cells Dimension



## Storage and Transportation

1. Based on the character of cell, proper environment for transportation of LiFePO4 battery pack need to be created to protect the battery.
2. During transportation, 50% SOC must be kept to ensure that short circuit, appearance of liquid in the battery or immersion of battery in liquid never occur.
3. Battery should be kept at  $-20^{\circ}\text{C} \sim 45^{\circ}\text{C}$  in warehouse where it's dry, clean and well-ventilated.
4. During loading of battery, attention must be paid against dropping, turning over and serious stacking

## Warnings and Tips

In order to prevent the battery leaking, getting hot and exploding, please pay attention to preventing measure as following:

### Warning!

- Never throw the battery into water, keep it under dry, shady and cool circumstance when not use.
- Never upside down the positive and negative.
- Never connect the positive and negative of battery with metal.
- Never ship or store the battery together with metal
- Never knock, throw or trample the battery.
- Never cut through the battery with nail or other edge tool.
- If battery emit peculiar smell, heating, distortion or appear any unconventionality during using, storage or charging process, please take it out from device or charge and stop using.
- Never cut the battery in socket directly; please use the stated charger when charging.
- Check the voltage of battery and relevant connectors before using the battery. It can't be used until everything turns out to be normal.
- Prior to charging, fully check the insulativity, physical condition and ageing status, since breakage and ageing are never allowed; the pack voltage must not be less than the cutoff voltage, if not, it's abnormal and that battery needs to be labeled. The user should contact our Customer Service Dept and it can't be charged until repaired by our staff.
- The battery should be stored in 50% SOC. It needs to be charged once if out of use for as long as half a year.
- Clean the dirty electrode, if any, with a clean dry cloth, or poor contact or operation failure may occur

### Tips!

- Never use or keep the battery under the high temperature. Otherwise it will cause battery heat, get into fire or lose some function and reduce the life. The proposed temperature for long-term storage is 10-45°C.
- Never throw the battery into fire or heating machine to avoid fire, explosion and environment pollution; scrap battery should be returned to the supplier and handled by the recycle station.
- Never use the battery under strong static and strong magnetic field, otherwise it will destroy the protecting device.
- If battery leaked, the electrolyte get into eyes, please don't knead, please wash eyes by water and

## Contact Us

**OptimumNano Energy Co., Ltd**

**Address: No. 68, Lanjing North Road, Pingshan New District, Shenzhen, China 518118**

**Tel: +86-755-87640787**

**Fax: +86-755-84630785**

**E-mail: [info@optimumchina.com](mailto:info@optimumchina.com)**

**Web: [www.optimumnanoenergy.com](http://www.optimumnanoenergy.com)**