

MHB MNG Series-- Storage-type Gelled Battery

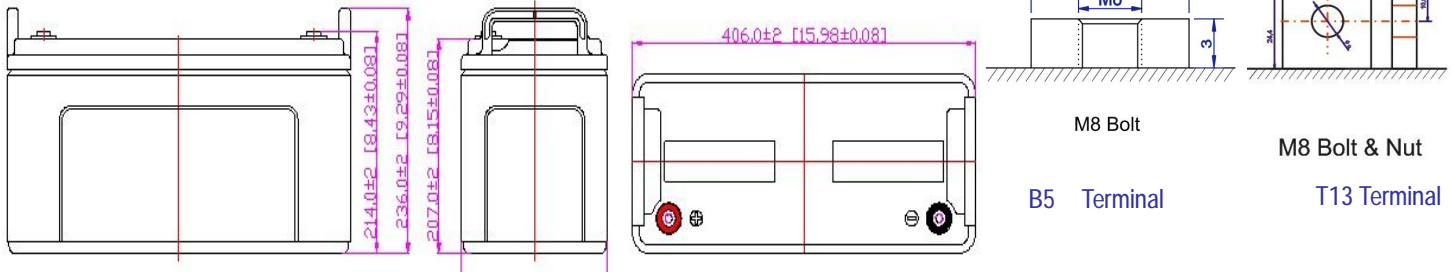
- completely sealed and maintenance-free, low self-discharge
- 100% precise quality testing, stable quality and high reliable performance
- Unique grid alloy formula, Gelled electrolyte formula and updated manufacturing technique
- Floating & standby use: up to 12 years
- Cycle use 1: More than 350 cycles at 100% DOD
- Cycle use 2: More than 1800cycles at 30% DOD

Application:

- Telecommunications
- UPS/EPS
- DC PowerSupply
- Solar system
- Wind Power System
- Auto Control Sytem

Construction:

- ComponentRaw material
- PositiveLead dioxide
- NegativeLead
- ContainerABS
- CoverABS
- SealantEpoxy
- Safety valve Rubber
- TerminalCopper/Pb
- SeparatorFiber glass
- Electrolyte Gelled acid

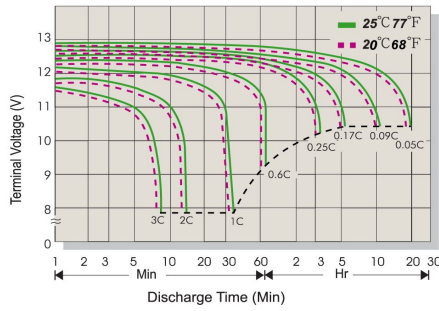


Speification:

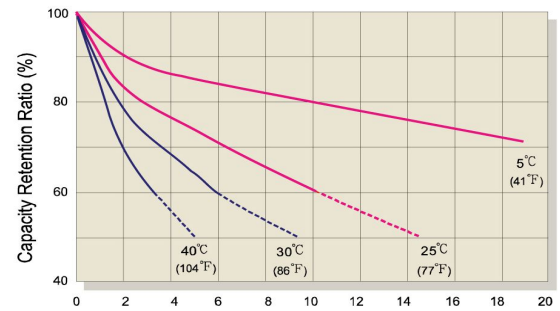
Battery Model	MNG 120-12 12V120AH			
Designed Floating Life	Up to 10 Years			
Capacity (25°C)	20HR(6.440 A,10.8V)	10HR(12.000A,10.8V)	5HR(21.560A,10.5V)	1HR(66.650A,10.5V)
	128.80 AH	120.00 AH	107.80 AH	66.65 AH
Dimensions	Length	Width	Height	Total Height
	406 mm	173 mm	236 mm	236 mm
Approx. Weight	37.00 KG±3%			
Internal Resistance	Full charged at 25°C: ≤6.30 mΩ			
Self Discharge	2% of capacity declined per month at (25°C)			
Capacity Affected by Temp.(20HR)	40°C	25°C	0°C	-15°C
	102%	100%	85%	65%
Charge Voltage(25oC)	Cycle use		Float use	
	14.4-15.0V(-30mV/°C), max. Current: 36.00A		13.5-13.8V (-20mV/°C)	

FUJIAN MINHUA POWER SOURCE CO., LTD.

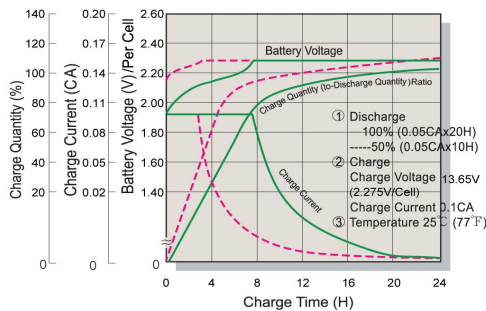
Terminal Voltage (V) and Discharge Time



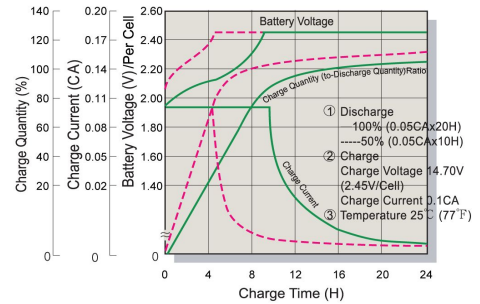
Capacity Retention Characteristic



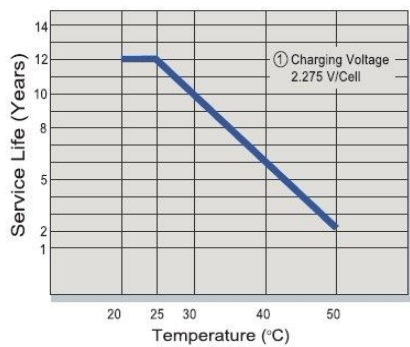
Battery Voltage and Charge Time for Standby Use



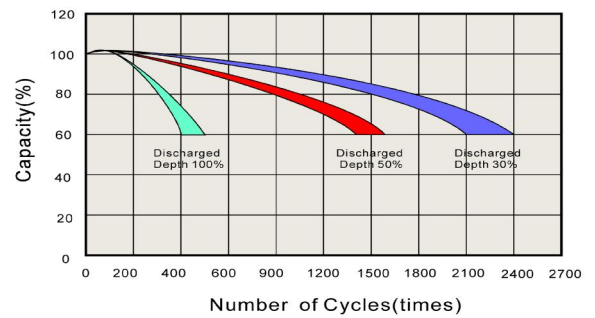
Battery Voltage and Charge Time for Cycle Use



Tickle(or Float) Service Life



Cycle Service Life



Constant Current Discharge (CC, Unit: A) at 25°C (77°F)

F.V/Time	5Min	10Min	15Min	30Min	1Hr	2Hr	3Hr	4Hr	5Hr	6Hr	10Hr	20Hr
1.80V/Cell	380.8	259.0	177.4	107.86	66.09	41.25	32.07	25.22	21.38	14.28	12.00	6.44
1.75V/Cell	384.0	261.2	178.9	108.78	66.65	41.60	32.34	25.43	21.56	14.40	12.18	6.53
1.70V/Cell	393.6	267.8	183.3	111.50	68.32	42.64	33.15	26.07	22.10	14.76	12.36	6.63
1.67V/Cell	403.2	274.3	187.8	114.22	69.98	43.68	33.96	26.71	22.64	15.12	12.54	6.73
1.60V/Cell	421.2	286.5	196.2	119.30	73.10	45.62	35.47	27.90	23.64	15.80	12.72	6.82

Constant Power Discharge (CP, Unit: W) at 25°C (77°F)

F.V/Time	5Min	10Min	15Min	30Min	1Hr	2Hr	3Hr	4Hr	5Hr	6Hr	10Hr	20Hr
1.80V/Cell	742.5	505.1	345.9	210.3	128.9	80.43	62.53	49.18	41.69	27.85	23.40	12.55
1.75V/Cell	748.8	509.4	348.8	212.1	130.0	81.11	63.06	49.60	42.04	28.09	23.75	12.74
1.70V/Cell	767.5	522.2	357.5	217.4	133.2	83.14	64.64	50.84	43.09	28.79	24.10	12.93
1.67V/Cell	786.3	534.9	366.2	222.7	136.5	85.17	66.21	52.08	44.14	29.49	24.45	13.12
1.60V/Cell	821.3	558.7	382.5	232.6	142.5	88.96	69.16	54.40	46.11	30.80	24.80	13.31