

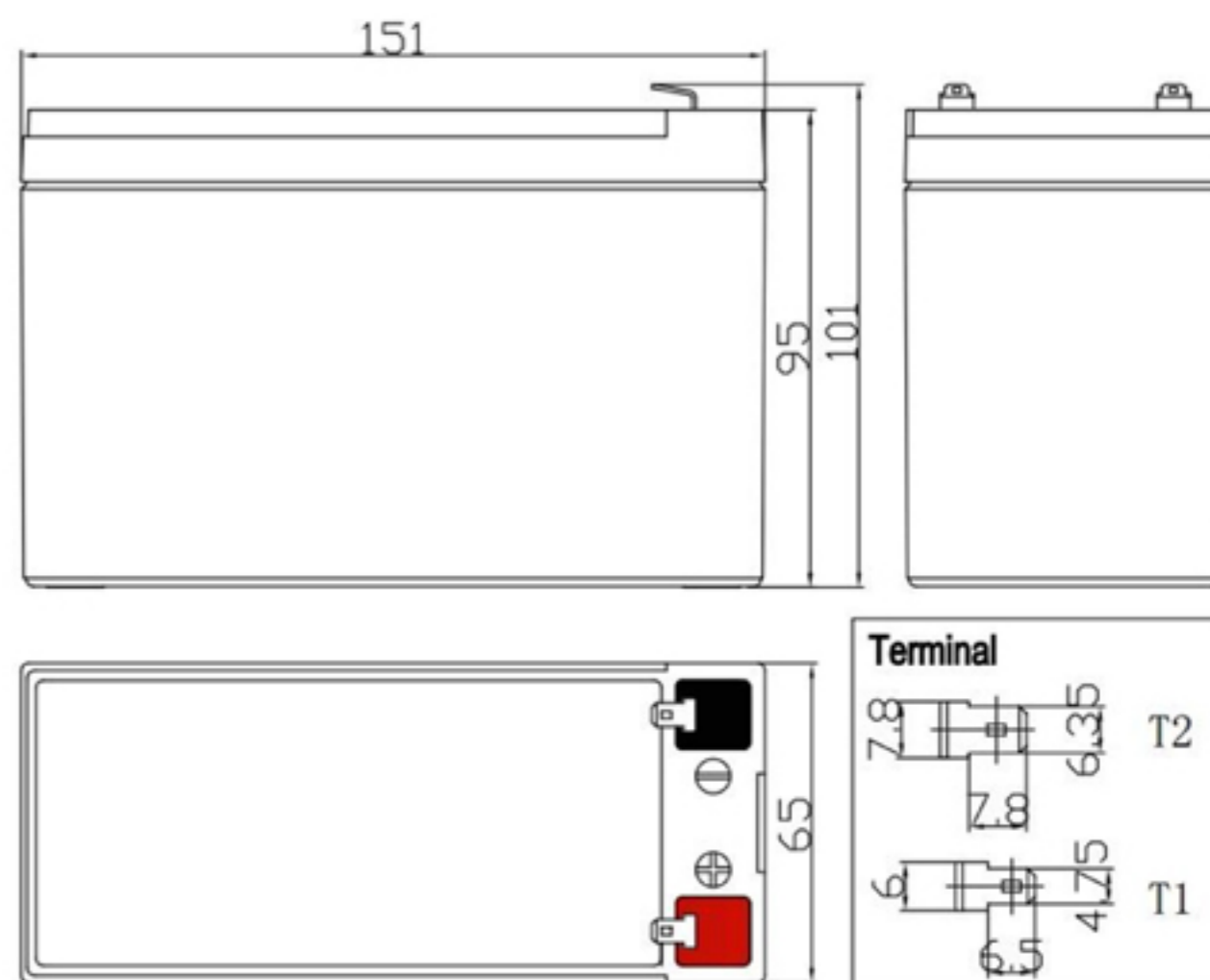


Specifications

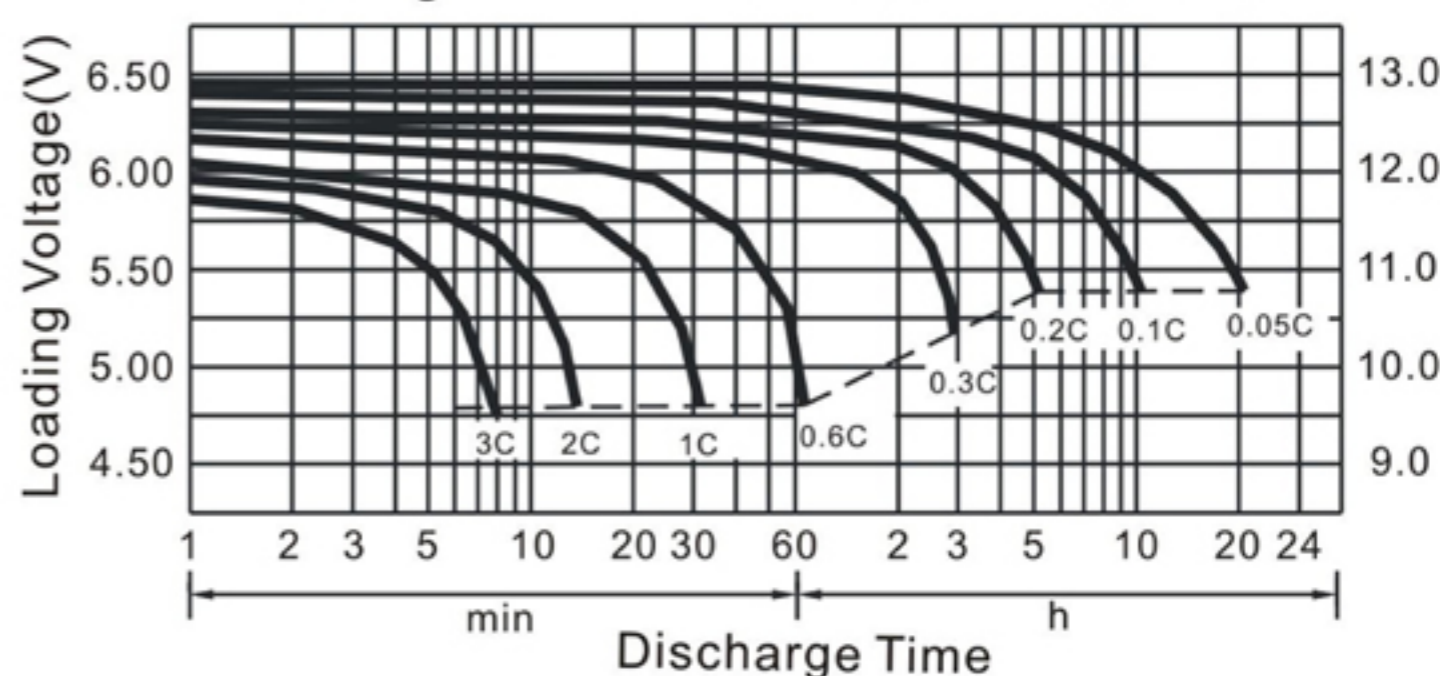
Nominal Voltage		12V
Rated Capacity 77°F(25°C) (20HR)		9.0Ah
Dimensions (mm/inch)	Length	151 (5.95)
	Width	65 (2.56)
	Height	95 (3.74)
	Total Height	101 (3.98)
Approx. Weight (kg/lbs)		2.48 (5.47)
Terminal		T1/T2

Characteristic

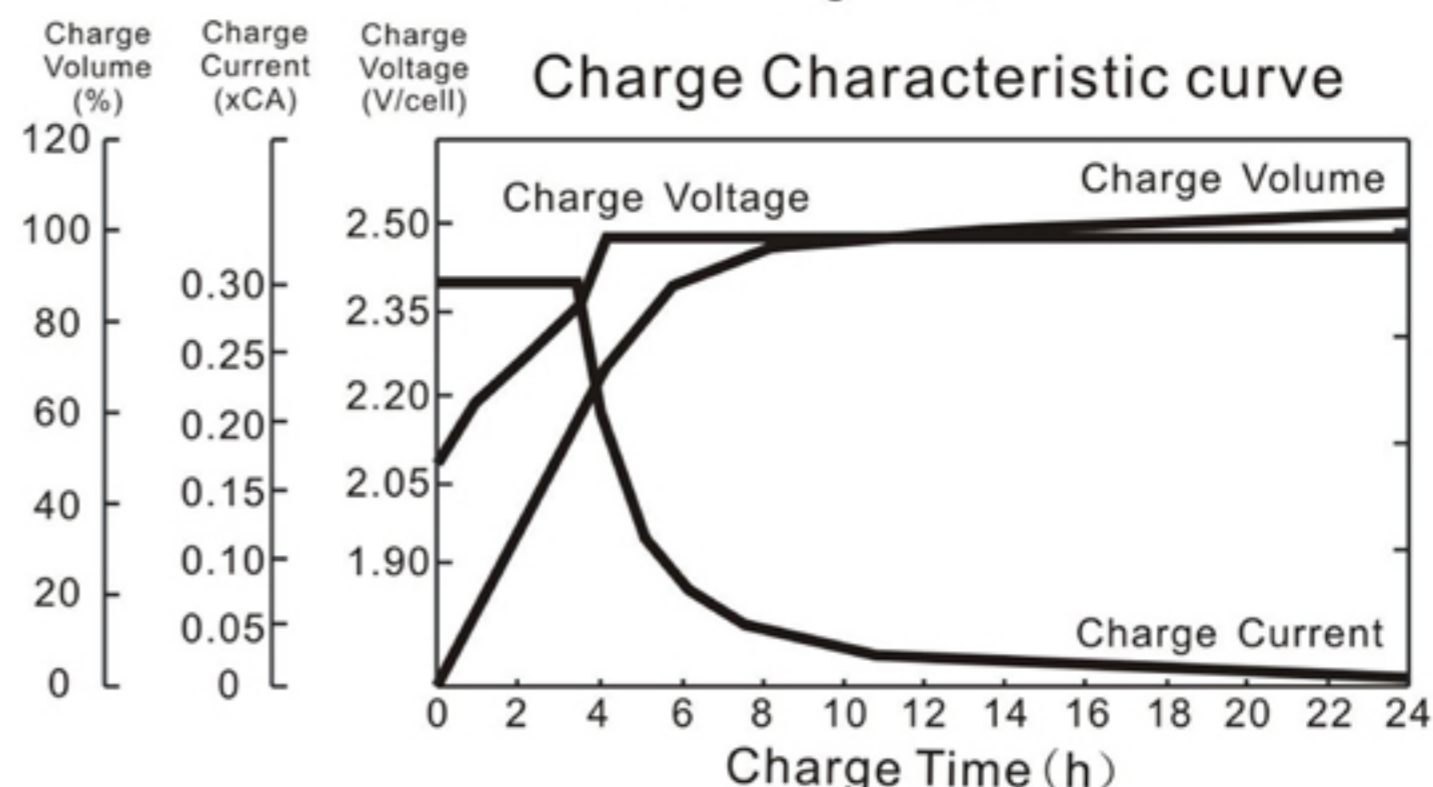
Capacity 77°F(25°C)	20HR (0.450A)	9.00Ah
	10HR (0.837A)	8.37Ah
	5HR (1.530A)	7.65Ah
	1HR (5.490A)	5.49Ah
	15 min rate (16.65A)	4.16Ah
Internal Resistance	Full Charged Battery 77°F(25°C)	Approx. 18mΩ
Temperature dependence of capacity (20HR)	104°F(40°C)	102%
	77°F(25°C)	100%
	32°F(0°C)	85%
	5°F(-15°C)	65%
Self-Discharge 68°F(20°C) (Capacity after)	3 months	90%
	6 months	80%
	12 months	60%
Max. Discharge Current, 77°F(25°C)		135A(5s)
Floating design life, 77°F(25°C)		5 years
Constant Voltage Charge, 77°F(25°C)	Cycle	14.5~14.9V(-24mV/°C) max. current: 2.7 A
	Float	13.6~13.8V(-18mV/°C)



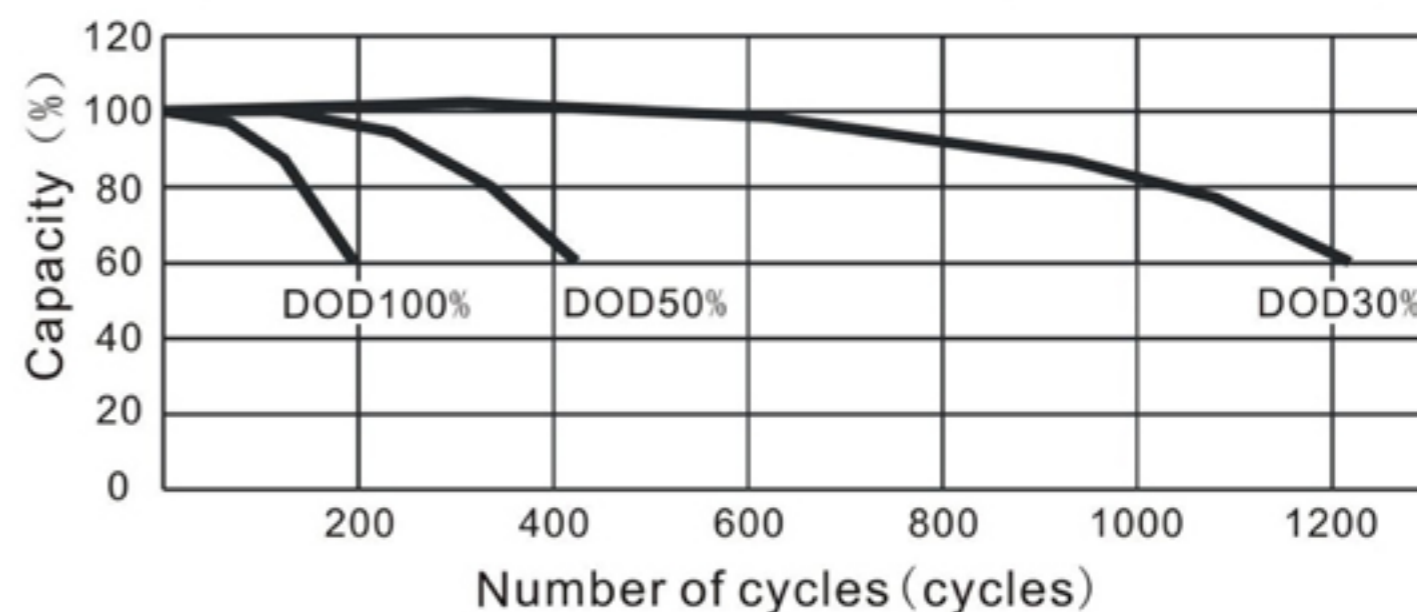
Discharge Characteristics 77°F (25°C)



Charge Characteristic curve



Cycle service life in relation to depth of discharge



Constant Current Discharge Characteristics (A), 77°F(25°C)

F.V/TIME	5min	10min	15min	30min	60min	2H	3H	5H	8H	10H	20H
1.60V/cell	33.91	21.41	16.51	8.92	5.64	3.16	2.33	1.570	1.045	0.856	0.457
1.70V/cell	32.23	20.35	15.77	8.54	5.45	3.06	2.27	1.544	1.035	0.848	0.455
1.75V/cell	31.60	19.91	15.48	8.36	5.34	3.00	2.23	1.517	1.017	0.831	0.453
1.80V/cell	30.97	19.45	15.20	8.19	5.26	2.95	2.19	1.491	1.009	0.821	0.450

Constant Wattage Discharge Characteristics (Watt), 77°F(25°C)

F.V/TIME	5min	10min	15min	30min	60min	2H	3H	5H	8H	10H	20H
1.60V/cell	61.55	38.52	30.55	16.66	10.62	5.92	4.46	3.034	2.044	1.687	0.910
1.70V/cell	59.11	37.66	29.43	16.06	10.34	5.86	4.40	3.008	2.035	1.678	0.905
1.75V/cell	58.48	37.13	29.17	15.86	10.25	5.82	4.36	2.981	2.017	1.660	0.901
1.80V/cell	57.85	36.68	28.89	15.70	10.16	5.75	4.31	2.954	1.999	1.642	0.900