



### Solar Series

BSB Solar Series Valve-regulated Lead Acid batteries use particular alloy and material technology design to ensure a excellent performance in various environments, especially high and low temp. BSB Solar series batteries is optimal for storage and conversion of photovoltaic energy and wind energy.

### Application

- Photovoltaic system
- Alternative Energy System
- Electric Utility
- Outdoor control Equipment
- Railroad Utility

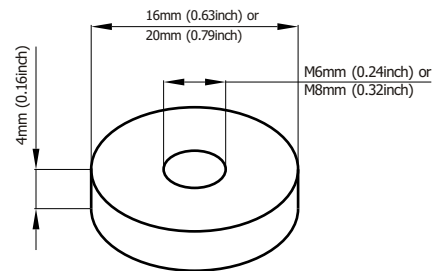


### General Features

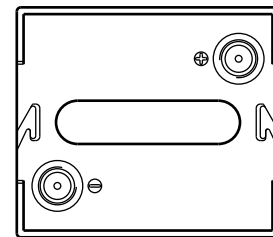

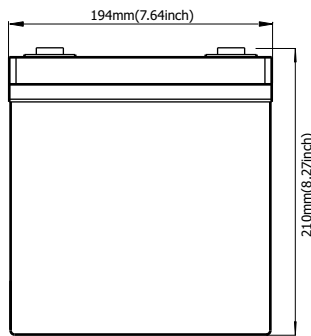
- Sealed and maintenance free operation.
- Non-Spillable construction design.
- ABS containers and covers(UL94HB, UL94V-0) optional.
- Safety valve installation for explosion proof.
- High quality and high reliability.
- Exceptional deep discharge recovery performance.
- Low self discharge characteristic.
- Flexibility design for multiple install positions.

### Construction

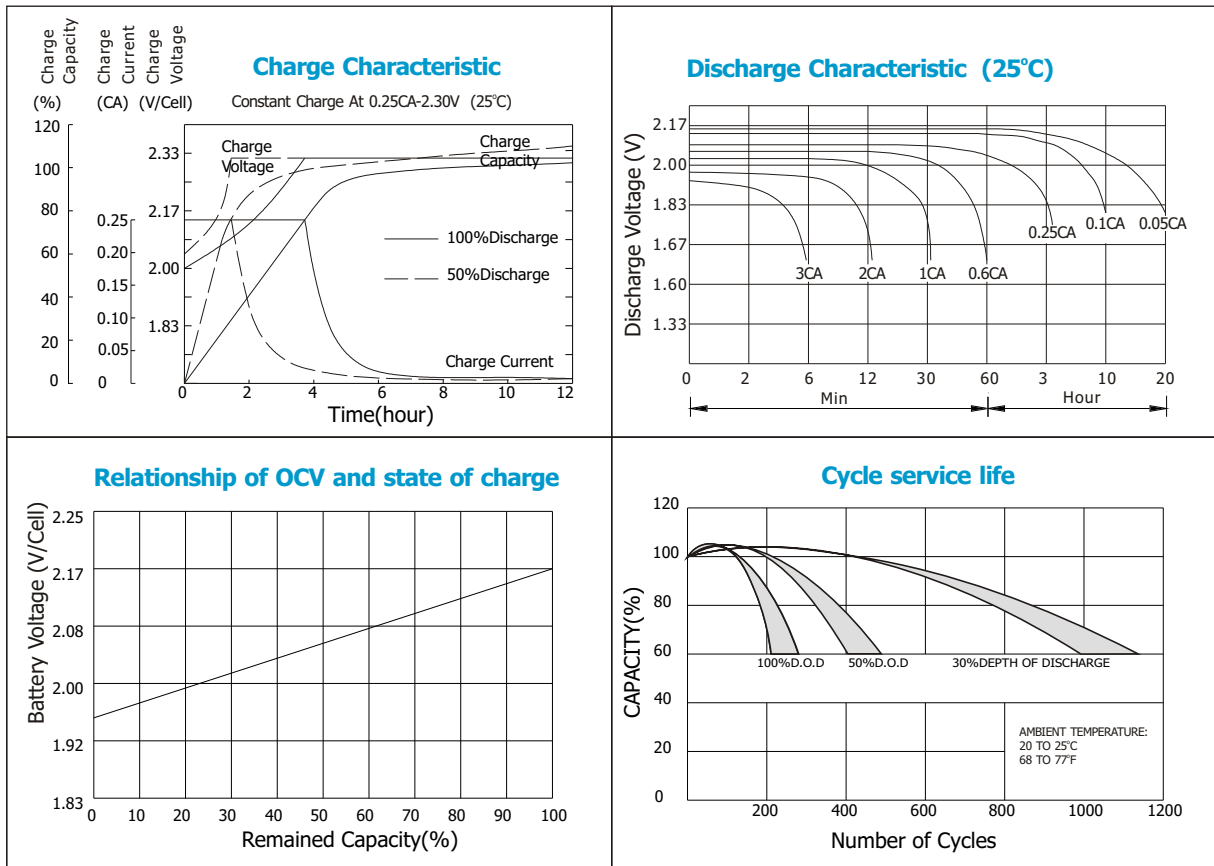
- |                 |              |                    |               |
|-----------------|--------------|--------------------|---------------|
| Component ..... | Raw material | Sealant .....      | Epoxy Resin   |
| Positive .....  | Lead dioxide | Safety valve ..... | EPDR          |
| Negative .....  | Lead         | Terminal .....     | Copper        |
| Container ..... | ABS          | Separator .....    | AGM           |
| Cover .....     | ABS          | Electrolyte .....  | sulfuric acid |



Terminal Dimensions



Battery Model	Solar 6-100			
Designed Floating Life	8 Years			
Capacity(25°C)	20HR(5.1A,1.75V)	10HR(10A,1.75V)	5HR(17A,1.75V)	1HR(64A,1.75V)
	102AH	100AH	85AH	64AH
Dimensions	Length	Width	Height	Total Height
	194mm(7.64inch)	170mm(6.69inch)	207mm(8.15inch)	210mm(8.27inch)
Approx. Weight	16Kg (35.28 lbs)			
Internal Resistance	Full charged at 25°C: 0.003 Ohm			
Self Discharge	3% of capacity declined per month at (25°C)			
Capacity Affected by Temp.(20HR)	40°C	25°C	0°C	-15°C
	102%	100%	85%	65%
Charge Voltage(25°C)	Cycle use		Float use	
	7.2-7.5V(-15mV/ °C), max. Current: 25A		6.8-6.9V(-10mV/ °C)	



**Constant current discharge ratings-amperes at 25°C**

F.V/Time	5MIN	10MIN	15MIN	30MIN	1HR	3HR	5HR	10HR	20HR
1.60V	350	240	175	105	66.0	27.3	19.1	10.6	5.27
1.67V	315	219	170	102	65.9	27.2	18.9	10.4	5.25
1.70V	299	211	164	100	65.7	27.2	18.9	10.4	5.25
1.75V	266	195	155	98.0	65.0	27.0	18.8	10.2	5.23
1.80V	240	181	148	95.0	64.2	26.9	18.6	10.0	5.04
1.85V	182	149	128	87.4	63.5	26.8	18.5	9.8	4.91

**Constant power discharge ratings-watts at 25°C**

F.V/Time	5MIN	10MIN	15MIN	30MIN	1HR	3HR	5HR	10HR	20HR
1.60V	577	398	310	198	130.0	52.4	36.5	21.2	10.5
1.67V	547	393	307	194	125.7	52.4	36.5	20.9	10.5
1.70V	511	383	302	189	122.4	52.4	36.5	20.7	10.5
1.75V	476	358	284	184	121.3	51.6	36.1	20.4	10.5
1.80V	427	333	267	179	119.2	50.9	35.5	20.0	10.1
1.85V	342	276	233	164	118.1	50.7	35.0	19.7	9.86

