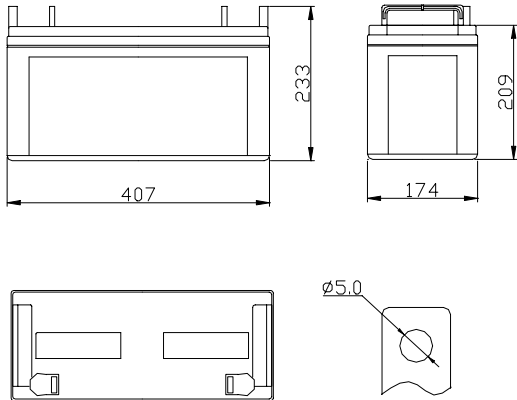




12V120Ah

The battery is constructed by plates, separators, safety valves and container.
 Since the electrolyte is held by a glassmat separator and plates, the battery can use in any direction and position without leakage.

Outer Dimensions



Performance Characteristics

Nominal Voltage	12V
Number of cell	6
Design Life	5 years
Nominal Capacity 77°F(25°C)	
20 hour rate(6.00A,10.5V)	120Ah
10 hour rate(11.1A,10.5V)	111Ah
5 hour rate (20.6A,10.5V)	103Ah
1 hour rate(78A,9.6V)	78Ah
Internal Resistance	
Fully Charged battery 77°F(25°C)	4mΩ
Self-Discharge	
3% of capacity declined per month at 20°C(average)	
Operation Temperature Range	
Discharge	-20~60°C
Charge	-10~60°C
Storage	-20~60°C
Max.Discharge Current 77°F(25°C)	1440A(5s)
Short Circuit Current	1800A

Dimensions and Weight

Length (mm / inch)	407 / 16.02
Width (mm / inch)	174 / 6.85
Height (mm / inch)	209 / 8.23
Total Height (mm / inch)	233 / 9.17
Approx.Weight(Kg / lbs)	35.0 / 77.2

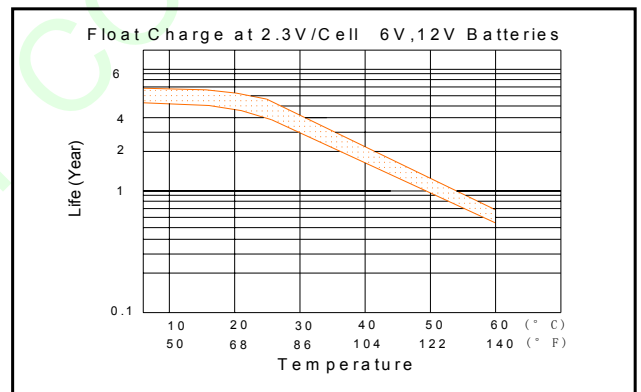
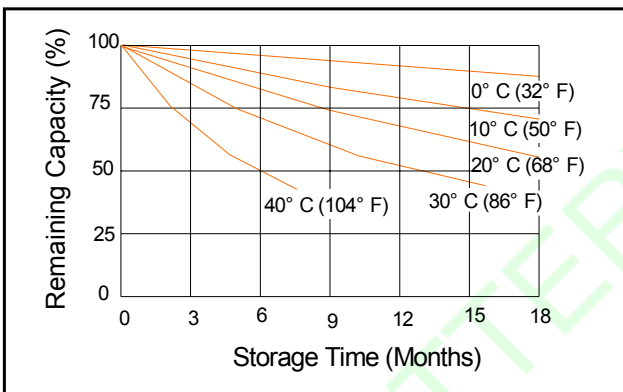
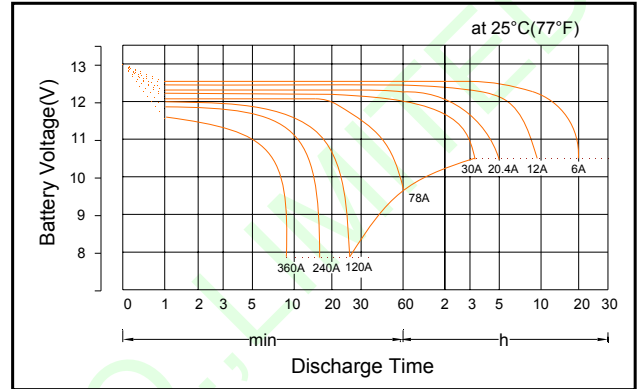
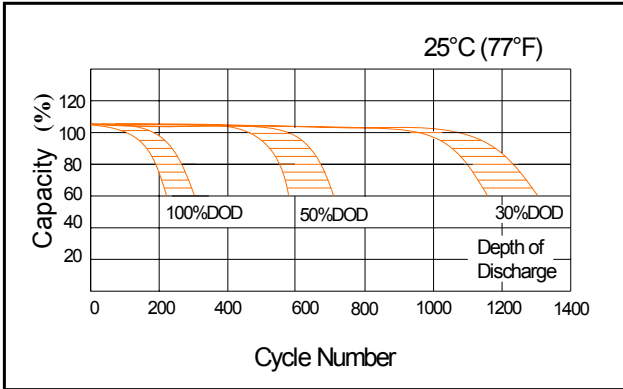
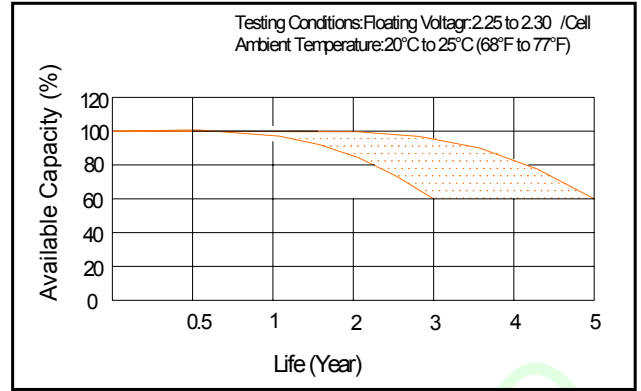
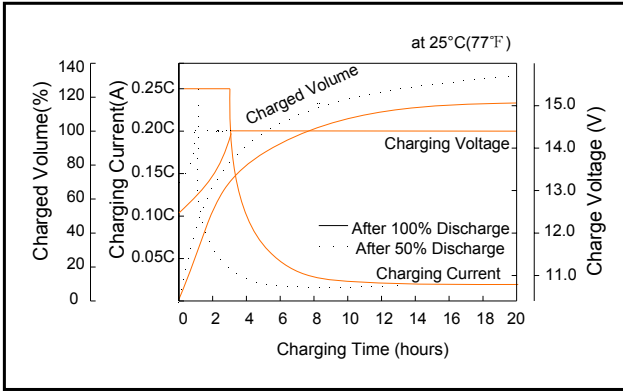
Battery Construction

COMPONENT	Positive plate	Negative plate	Container	Cover	Safety valve	Terminal	Separator	Electrolyte
RAW MATERIAL	Lead dioxide	Lead	ABS	ABS	Rubber	Copper	Fiberglass	Sulfuric acid

Charging Methods

Application	Charging method	Charging Voltage at 25° C	Temperature compensation coefficient of charging voltage	Max.charging current	Charging time 25°C(h)		Temp (° C)
					100% discharge	50% discharge	
For standby power source	Constant voltage & Constant Current Charging (with current restriction)	13.4-13.8V	-18 mV/° C	36A	24	20	0~40 (32~104° F)
For cycle service		14.5-15.0V	-30 mV/° C	36A	16	10	

12V120Ah



Discharge Constant Current (Amperes at 77°F/25°C)

F.V/Time	5min	10min	15min	30min	45min	1h	2h	3h	5h	8h	10h	20h
1.60V	420	336	240	138	98.4	78.0	42.0	30.4	20.6	13.6	11.3	6.1
1.65V	408	324	228	136	97.2	77.4	41.6	30.2	20.5	13.6	11.3	6.1
1.70V	384	300	216	132	96.0	76.8	41.4	30.0	20.4	13.4	11.2	6.0
1.75V	336	252	204	125	94.8	75.6	40.8	29.6	20.4	13.3	11.2	6.0
1.80V	300	216	192	108	93.6	74.4	39.6	28.8	20.2	13.3	10.9	5.9

Discharge Constant Power (Watts/cell at 77°F/25°C)

F.V/Time	5min	10min	15min	30min	45min	1h	2h	3h	5h	8h	10h	20h
1.60V	764	613	442	268	187	150	80.6	58.6	39.8	26.3	22.0	12.0
1.65V	733	588	418	258	185	148	80.2	58.2	39.6	26.2	21.8	12.0
1.70V	698	553	398	246	182	148	79.4	58.0	39.4	26.2	21.8	11.9
1.75V	612	467	376	232	180	145	78.4	57.2	39.4	25.8	21.6	11.6
1.80V	546	420	354	200	178	143	76.0	55.6	39.0	25.8	21.2	11.4

WBR BATTERY CO.,LIMITED

Add: Bldg 1,DongFangMingZhu Cheng,LongHe Road,LongGang District,Shenzhen,China.

TEL:+86 28169737

FAX:+86 28197404

E-mail:sales@wbr-battery.com

http://www.wbr-battery.com