

Motive Battery

Energy Storage Battery

Reserve Battery

Motorcycle Battery



## Energy Storage Battery-AGM-GEL Technology-TNG Series

# TNG12-65B

## (12V 65Ah)

### GENERAL FEATURES

- ◆ Oxygen recombination technology: maintenance-free, no need to add water or acid
- ◆ The patent grid alloy: less gassing, low self-discharge, excellent corrosion resistance
- ◆ Special paste formula: additives for deep discharge, long cycle life
- ◆ High quality AGM separator: extend cycle life and prevent micro short circuit
- ◆ The patent Nano silica electrolytes, extend cycle life and improve the deep discharge performance
- ◆ ABS container: increase the strength of battery (Flame-retardant ABS UL94-V0 is optional)



### Application

- ◆ Renewable energy system
- ◆ Hybrid solar power system
- ◆ Uninterrupted Power Supply (UPS)
- ◆ Communications and electric equipment
- ◆ Emergency lighting equipment
- ◆ Fire alarm and security systems
- ◆ Robots, control equipment, and other factory automation equipment
- ◆ Emergency power supply (EPS)
- ◆ Various power toy and hobby equipment
- ◆ Lighting equipment

### Dimension

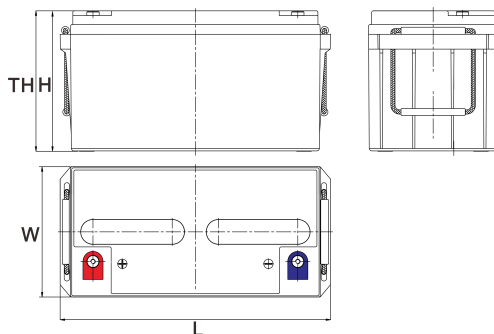
Unit:mm

Length 348±2mm / 13.7inch

Width 167±2mm / 6.57inch

Container Height 178±3mm / 7.01inch

Total Height 178±3mm / 7.01inch



### Terminal

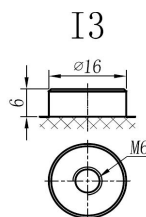
Unit:mm

Terminal Type: I3

### Weight

21.5kg

47.4lbs



ISO9001 ISO14001 OHSAS18001

This document is subject to change without prior notification

Motive Battery Energy Storage Battery Reserve Battery Motorcycle Battery

## TNG12-65B

### Specificaion

<b>Nominal Voltage</b>	12V	
<b>Rated Capacity(25°C)</b>	69Ah	20hr Rate(1.80V/cell)
	65Ah	10hr Rate(1.80V/cell)
	56Ah	5hr Rate(1.75V/cell)
	49Ah	3hr Rate(1.70V/cell)
	39Ah	1hr Rate(1.60V/cell)
<b>Container Material</b>	ABS (Flame-retardant ABS UL94-V0 is optional)	
<b>Operating Temperature Range</b>	<b>Discharge</b>	-20 ~ +50°C
	<b>Charge</b>	0 ~ +40°C
	<b>Storage</b>	-15 ~ +40°C
<b>Capacity Effected by Temperature</b>	40°C / 104°F	106%
	25°C / 77°F	100%
	0°C / 32°F	86%
	-10°C / 14°F	65%
<b>Charge Voltage</b>	<b>Float Voltage</b>	2.25 -2.30V/cell@25°C, Tem. Coefficient: -3mV/cell/°C
	<b>Equalize Voltage</b>	2.35 -2.40V/cell@25°C, Tem. Coefficient: -3mV/cell/°C
	<b>Cycle Voltage</b>	2.40 -2.50V/cell@25°C, Tem. Coefficient: -5mV/cell/°C
<b>Max Charging Current</b>	19.5A (0.3C)	
<b>Max. Discharge Current (5S)</b>	780A	
<b>Internal Resistance</b>	7.3mΩ	
<b>Self Discharge</b>	<3%, TN series stored at 25 °C require a supplementary charge every six months, the charging interval would shrink when the ambient temperature went higher	

### Discharge Performance

Constant Current Discharge Table (25°C/77°F) Unit: A

F.V/Time	5min	10min	15min	20min	30min	45min	1h	2h	3h	4h	5h	6h	8h	10h	20h
1.85V/cell	116.3	89.4	77.0	66.9	51.8	39.1	31.82	19.24	14.76	12.25	10.44	9.14	7.39	6.27	3.398
1.80V/cell	145.6	104.6	87.6	75.3	56.8	42.2	34.00	20.48	15.49	12.83	10.89	9.53	7.70	6.51	3.451
1.75V/cell	164.2	114.1	95.7	80.6	59.9	44.3	35.56	21.21	15.91	13.15	11.15	9.72	7.81	6.57	47.040
1.70V/cell	180.7	123.1	102.1	84.6	62.6	45.8	37.02	21.94	16.43	13.48	11.41	9.91	7.92	6.64	3.525
1.65V/cell	197.7	132.6	107.2	87.8	64.6	47.4	38.06	22.46	16.84	13.76	11.62	10.09	8.04	6.71	3.578
1.60V/cell	214.3	141.0	111.5	91.2	66.3	49.0	38.99	22.98	17.26	14.03	11.83	10.23	8.14	6.79	3.589

Constant Power Discharge Table (25°C/77°F) Unit: W

F.V/Time	5min	10min	15min	20min	30min	45min	1h	2h	3h	4h	5h	6h	8h	10h	20h
1.85V/cell	230.3	177.0	152.5	132.5	102.6	76.4	62.13	37.56	28.83	23.92	20.38	17.94	14.51	12.41	6.589
1.80V/cell	288.3	207.1	173.5	149.1	112.5	82.4	66.39	40.00	30.25	25.05	21.26	18.69	15.10	12.89	6.692
1.75V/cell	325.0	225.8	189.5	159.6	118.6	86.5	69.44	41.42	31.06	25.68	21.77	19.08	15.33	13.01	6.775
1.70V/cell	357.7	243.8	202.2	167.5	124.0	89.5	72.28	42.84	32.08	26.31	22.27	19.45	15.55	13.14	6.837
1.65V/cell	391.5	262.6	212.3	173.9	127.9	92.5	74.31	43.86	32.89	26.86	22.70	19.79	15.77	13.28	6.939
1.60V/cell	424.4	279.2	220.8	180.6	131.3	95.7	76.14	44.87	33.70	27.39	23.11	20.08	15.98	13.45	6.960

动力电池

储能电池

备用电池

摩托车电池



### 储能电池-AGM-凝胶技术-TNG系列

# TNG12-65B

## (12V 65Ah)

### 产品特点

- ◆ 阀控式免维护设计，寿命期间无需加水或加酸
- ◆ 专利稀土合金板栅，减少气体产生，自放电率低，抗腐蚀能力出众
- ◆ 特制组成配方，添加特殊试剂，增进深放电性能，延长循环寿命
- ◆ 高质量AGM隔板：防止微短路，延长循环寿命
- ◆ 纳米硅胶专利电解质，延长循环寿命，增进深放电性能
- ◆ ABS壳盖：电池外壳强度高（阻燃壳体UL94-V0可选）



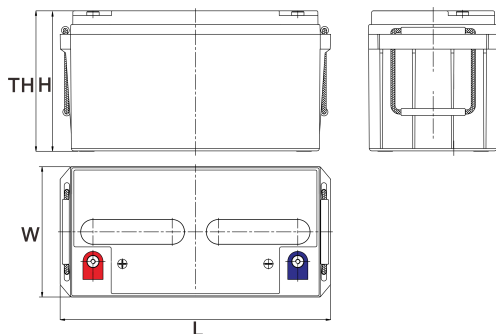
### 产品应用

- ◆ 可再生能源系统
- ◆ 太阳能混合动力系统
- ◆ 不间断电源 (UPS)
- ◆ 通信及电力设备
- ◆ 应急照明系统
- ◆ 安防及火灾报警系统
- ◆ 机械自动化控制设备
- ◆ 应急电源 (EPS)
- ◆ 各式电动玩具及娱乐设施
- ◆ 照明设备

### 尺寸

单个尺寸

长	348±2mm / 13.7inch
宽	167±2mm / 6.57inch
高	178±3mm / 7.01inch
总高	178±3mm / 7.01inch



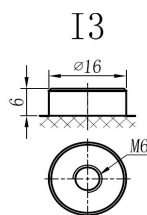
### 端子类型

单位:mm

端子类型 I3

### 重量

21.5kg 47.4lbs



ISO9001 ISO14001 OHSAS18001

内容如有改动，恕不另行通知

□ 动力电池

■ 储能电池

□ 备用电池

□ 摩托车电池



规格书

TNG12-65B

额定电压	12V	
容量(25°C)	69Ah	20hr Rate(1.80V/cell)
	65Ah	10hr Rate(1.80V/cell)
	56Ah	5hr Rate(1.75V/cell)
	49Ah	3hr Rate(1.70V/cell)
	39Ah	1hr Rate(1.60V/cell)
壳体材料	ABS (阻燃ABS壳体可选)	
使用温度范围	放电	-20 ~ +50°C
	充电	0 ~ +40°C
	储存	-15 ~ +40°C
不同温度下电 池容量系数	40°C / 104°F	106%
	25°C / 77°F	100%
	0°C / 32°F	86%
	-10°C / 14°F	65%
充电电压	浮充	2.25 -2.30V/单格@25°C, 温度补偿系数: -3mV/单格/°C
	均充	2.35 -2.40V/单格@25°C, 温度补偿系数: -3mV/单格/°C
	循环使用	2.40 -2.50V/单格@25°C, 温度补偿系数: -5mV/单格/°C
最大充电电流	19.5A (0.3C)	
最大放电电流(5S)	780A	
电阻	7.3mΩ	
自放电	<3%, TN系列储存在25°C时需每6个月进行一次补充充电, 环境温度更高时则充电间隔时间越短	

放电性能

恒电流放电表 (25°C/77°F) 单位: A															
F.V/Time	5min	10min	15min	20min	30min	45min	1h	2h	3h	4h	5h	6h	8h	10h	20h
1.85V/cell	116.3	89.4	77.0	66.9	51.8	39.1	31.82	19.24	14.76	12.25	10.44	9.14	7.39	6.27	3.4
1.80V/cell	145.6	104.6	87.6	75.3	56.8	42.2	34.00	20.48	15.49	12.83	10.89	9.53	7.70	6.51	3.5
1.75V/cell	164.2	114.1	95.7	80.6	59.9	44.3	35.56	21.21	15.91	13.15	11.15	9.72	7.81	6.57	47.0
1.70V/cell	180.7	123.1	102.1	84.6	62.6	45.8	37.02	21.94	16.43	13.48	11.41	9.91	7.92	6.64	3.5
1.65V/cell	197.7	132.6	107.2	87.8	64.6	47.4	38.06	22.46	16.84	13.76	11.62	10.09	8.04	6.71	3.6
1.60V/cell	214.3	141.0	111.5	91.2	66.3	49.0	38.99	22.98	17.26	14.03	11.83	10.23	8.14	6.79	3.6

恒功率放电表 (25°C/77°F) 单位: W															
F.V/Time	5min	10min	15min	20min	30min	45min	1h	2h	3h	4h	5h	6h	8h	10h	20h
1.85V/cell	230.3	177.0	152.5	132.5	102.6	76.4	62.13	37.56	28.83	23.92	20.38	17.94	14.51	12.41	6.589
1.80V/cell	288.3	207.1	173.5	149.1	112.5	82.4	66.39	40.00	30.25	25.05	21.26	18.69	15.10	12.89	6.692
1.75V/cell	325.0	225.8	189.5	159.6	118.6	86.5	69.44	41.42	31.06	25.68	21.77	19.08	15.33	13.01	6.775
1.70V/cell	357.7	243.8	202.2	167.5	124.0	89.5	72.28	42.84	32.08	26.31	22.27	19.45	15.55	13.14	6.837
1.65V/cell	391.5	262.6	212.3	173.9	127.9	92.5	74.31	43.86	32.89	26.86	22.70	19.79	15.77	13.28	6.939
1.60V/cell	424.4	279.2	220.8	180.6	131.3	95.7	76.14	44.87	33.70	27.39	23.11	20.08	15.98	13.45	6.960