



## NP120-12D (12V120Ah/10hr)

The rechargeable batteries are lead-lead dioxide systems. The dilute sulfuric acid electrolyte is absorbed by separators and thus immobilized.

Should the battery be accidentally overcharged producing hydrogen and oxygen, Special one-way valves allow the gases to escape thus avoiding excessive pressure build-up. Otherwise, the battery is completely sealed and is, therefore, maintenance-free, leak proof and usable in any position.

### Battery Construction

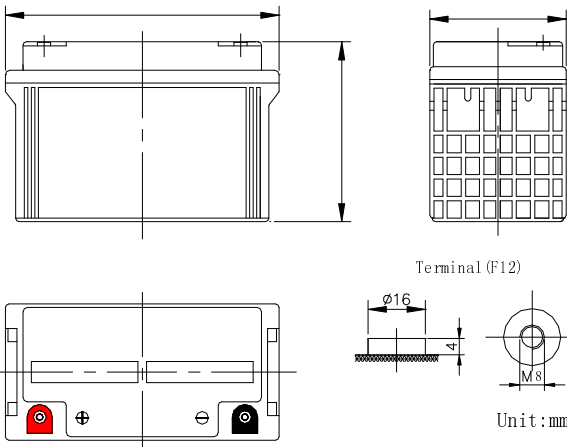
Component	Positive plate	Negative plate	Container	Cover	Safety valve	Terminal	Separator	Electrolyte
Raw material	Lead dioxide	Lead	ABS	ABS	Rubber	Copper	Fiberglass	Sulfuric acid

### General Feature

- Absorbent Glass Mat(AGM) technology for efficient gas recombination of up to 99% and freedom from electrolyte maintenance or water adding.
- Not restricted for air transport-complies with IATA/ICAO Special Provision A67.
- UL-recognized component.
- Can be mounted in any orientation.
- Computer designed lead, calcium tin alloy grid for high power density.
- Long service life, float or cyclic applications.
- Maintenance-free operation.
- Low self discharge.

### SPECIFICATION

Nominal voltage ..... 12V  
 Number of cell ..... 6  
 Length(mm/inch) ..... 406/16.1  
 Width(mm/inch) ..... 173/6.93  
 Height(mm/inch) ..... 208/8.94  
 Total Height(mm/inch) ..... 208/8.94  
 Approx. Weight(kg/lbs) ..... 31.0/70.4



### Performance Characteristics

Capacity 77°F(25°C)	20 hour rate (6.4A、10.8V)	128Ah
	10 hour rate (12A、10.8V)	120Ah
	5 hour rate (20.4A、10.5V)	102Ah
	1 hour rate (72A、9.6V)	72Ah
Internal Resistance	Full charged Battery77°F(25°C): 4mΩ	
Capacity affected by Temperature (20 hour rate)	104° F(40°C)	102%
	77° F(25°C)	100%
	32° F(10°C)	85%
	5° F(-15°C)	65%
Self-Discharge 68°F(20°C)	Capacity after 3 month storage	90%
	Capacity after 6 month storage	80%
	Capacity after 12month storage	60%
Max. discharge current77°F(25°C): 950A(5S)		
Charge (Constant Voltage)	Float: 13.6~13.8 V/77° F(25°C)	
	Cycle:14.4~14.7 V/77°F(25°C) Max. Current: 30A	

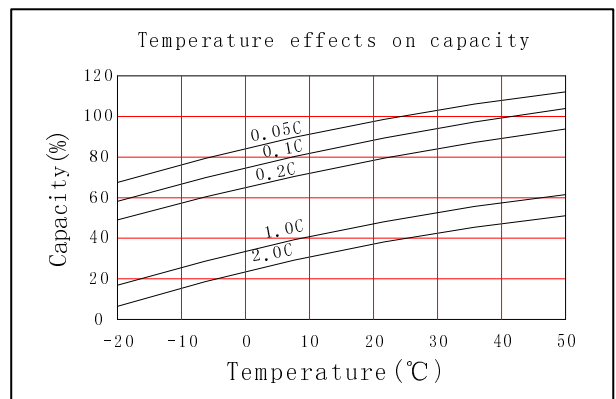
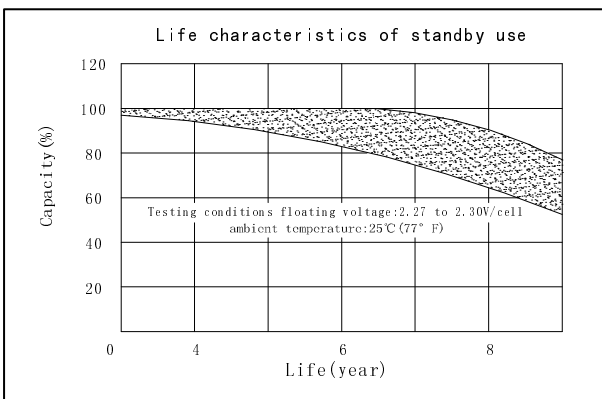
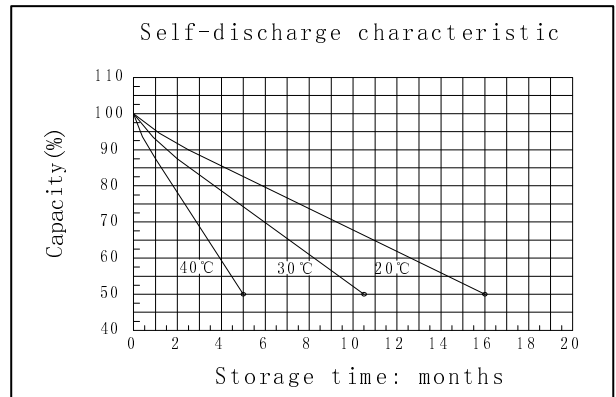
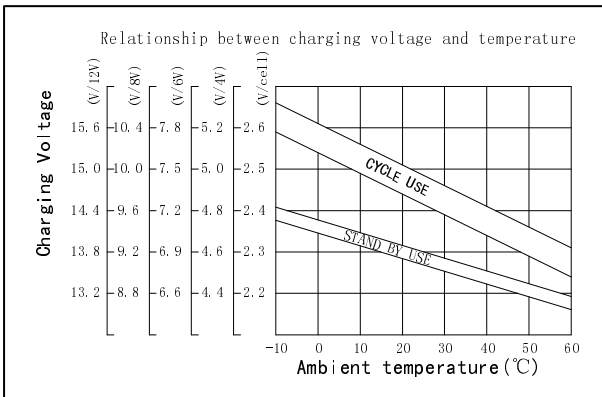
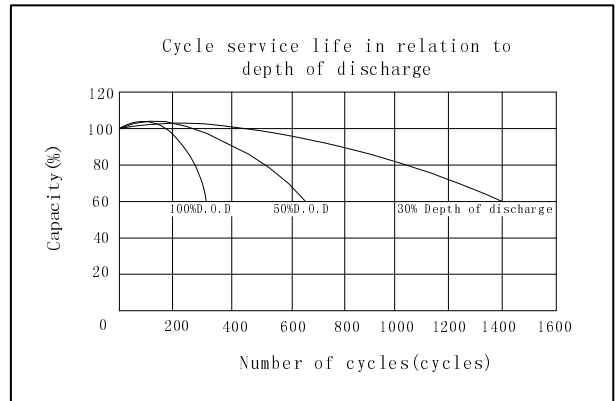
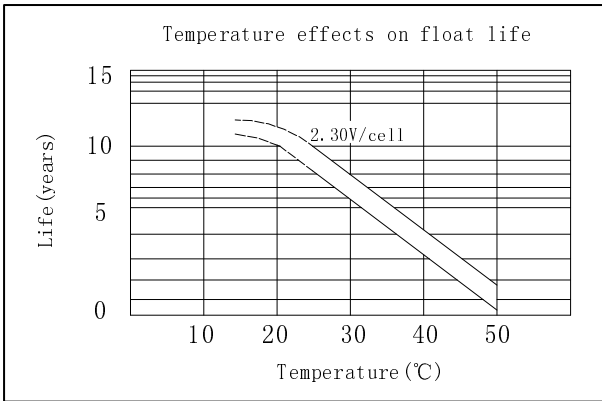
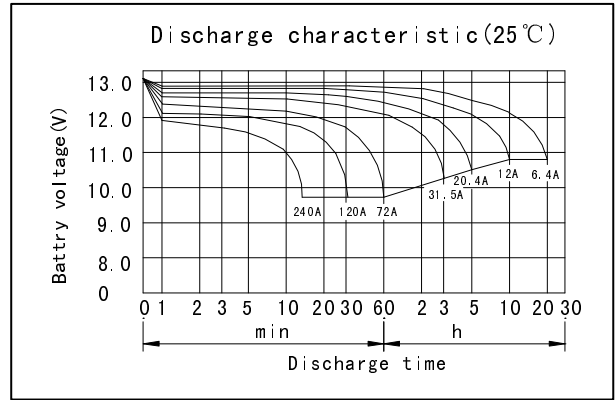
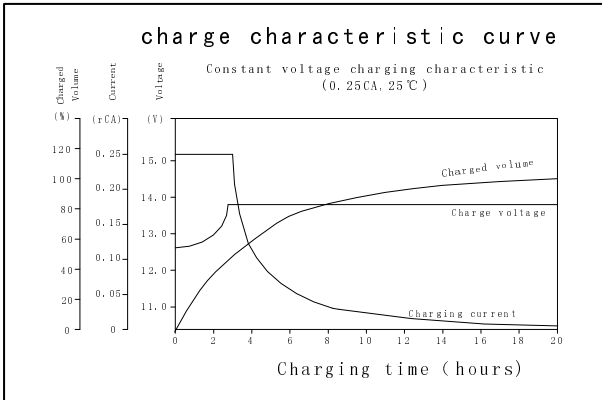
Discharge Constant Current (Amperes at 77° F25 °C)

End Point Volts/Cell	5min	10min	15min	30min	1h	3h	5h	10h	20h
1.60V	350	265	202	125	72.0	32.8	22.0	12.4	6.65
1.65V	332	253	194	120	71.0	32.2	21.6	12.4	6.60
1.70V	312	239	184	114	69.5	31.5	21.1	12.3	6.55
1.75V	290	224	174	108	68.0	30.7	20.4	12.2	6.50
1.80V	265	206	162	100	66.0	29.7	19.8	12.0	6.40

Discharge Constant Power (watts at 77° F 25 °C)

End Point Volts/Cell	5min	10min	15min	30min	45min	1h	2h	3h	5h
1.60V	600	450	380	230	180	143	78.0	58.1	40.8
1.65V	568	428	365	223	176	141	76.5	57.2	40.1
1.70V	533	403	347	213	170	139	74.5	56.0	39.3
1.75V	505	375	327	203	164	136	72.5	54.7	38.5
1.80V	473	345	305	190	156	132	70.0	53.2	37.5

(Note)The above characteristics data are average values obtained Within three charge/discharge cycles not the minimum values.



**Shenzhen Leadhoo Battery Co.,Ltd**  
[www.leadhoo.com](http://www.leadhoo.com)