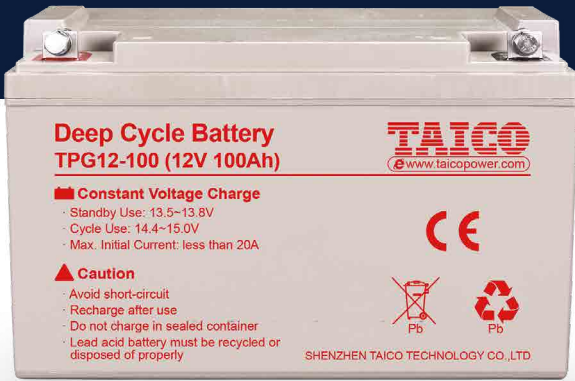


深循环电池

DEEP CYCLE BATTERY

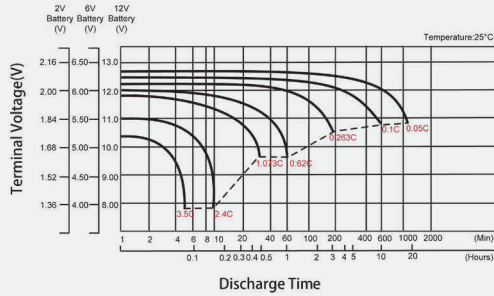


深循环铅酸蓄电池，专门为频繁地循环放电使用而设计，使用特殊的板栅合金和优良的极板配方，使电池的循环使用寿命比普通备用电源系列的使用寿命高30%以上。主要用于太阳能系统、风能系统、高尔夫球车、电动轮椅等方面。

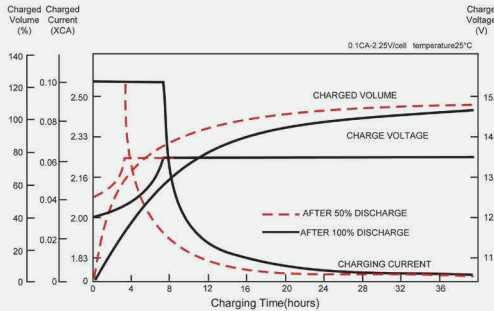
TPD (Deep Cycle) series is specially designed for frequent cyclic discharge. By using strong grids and specially designed active material, which offers 30% more cyclic life than general series. It is highly suited for very unreliable power applications requiring the batteries to provide extra cyclic life performance.

性能曲线 / PERFORMANCE

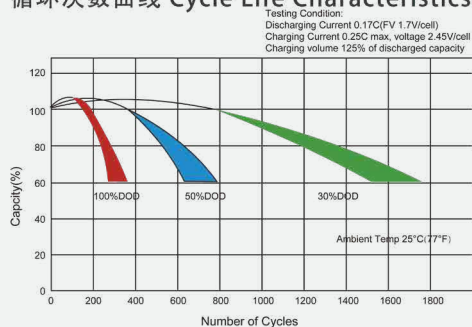
放电曲线 Discharge Characteristics



充电曲线 Charge Characteristics



循环次数曲线 Cycle Life Characteristics



规格参数 / SPECIFICATION

类目 ITEM	规格参数 SPECIFICATION
电压范围 Nominal Volt Range	2V / 6V / 12V
容量范围 Capacity Range in Ah	17Ah - 3000Ah
外壳材质 Container Material	ABS
正极板 Positive Plate	Special high-tin corrosion-resistant alloy
负极板 Negative Plate	Flat pasted plate with Special grid alloy
隔板 Separators	High quality AGM separator
电解液 Electrolyte	Absorbed sulfuric acid
充电电压 Charging Volt in V/Cell	2.4 - 2.5V/Cell
充电电流 Charging Current	≤ 0.25C
自放电 Self Discharge	≤ 2% / M
操作温度范围 Operating Temp. Range	-15°C - 50°C
存储时间 (月) Storage time(Month)	3-6 Months
循环次数 Cycles up to	800 @50% DOD
设计寿命 (年) Design Lifespan(Year)	8 - 10 Year
生产标准 Standards	IEC 60896-21/22: 2004 IEC61427-2014

产品列表 / PRODUCT LIST

MODEL	VOLT	CAPACITY	APPROX. WEIGHT	DIMENSION (L×W×H×TH)	BOX MATERIAL	TERMINAL
TPD2-100	2V	100AH	5.8Kg	171*71*207*227mm	ABS	T7
TPD2-150	2V	150AH	8.3Kg	172*102*207*227mm	ABS	T7
TPD2-200	2V	200AH	13Kg	172*111*329*356mm	ABS	T11
TPD2-250	2V	250AH	15Kg	172*111*329*356mm	ABS	T11
TPD2-300	2V	300AH	18Kg	171*151*330*366mm	ABS	T11
TPD2-400	2V	400AH	25.5Kg	210*176*329*366mm	ABS	T11
TPD2-500	2V	500AH	28.5Kg	241*172*331*366mm	ABS	T11
TPD2-600	2V	600AH	36Kg	301*175*331*366mm	ABS	T11
TPD2-800	2V	800AH	50.5Kg	410*175*330*365mm	ABS	T11
TPD2-1000	2V	1000AH	61Kg	475*175*330*356mm	ABS	T11
TPD2-1200	2V	1200AH	68Kg	475*175*330*356mm	ABS	T11
TPD2-1500	2V	1500AH	96Kg	401*351*342*369mm	ABS	T11
TPD2-2000	2V	2000AH	124Kg	491*351*343*369mm	ABS	T11
TPD2-2500	2V	2500AH	185Kg	487*212*772*807	ABS	T11
TPD2-3000	2V	3000AH	190Kg	710*352*342*369mm	ABS	T11

MODEL	VOLT	CAPACITY	APPROX. WEIGHT	DIMENSION (L×W×H×TH)	BOX MATERIAL	TERMINAL
TPD12-17	12V	17Ah	5.2Kg	181*76*166*166mm	ABS	T3/T12
TPD12-20	12V	20Ah	5.48Kg	181*76*166*166mm	ABS	T3/T12
TPD12-24	12V	24Ah	7.7Kg	175*165*125*125mm	ABS	T3/T12
TPD12-24	12V	24Ah	8Kg	165*125*175*175mm	ABS	T3/T12
TPD12-33	12V	33Ah	10.2Kg	195*130*154*181mm	ABS	T5/T6/T12
TPD12-38	12V	38Ah	12.2Kg	196*165*175*182mm	ABS	T5/T6/T12
TPD12-40	12V	40Ah	12.5Kg	196*165*175*182mm	ABS	T6
TPD12-50	12V	50Ah	17.2Kg	330*172*166*178mm	ABS	T6
TPD12-55	12V	55Ah	18.3Kg	348*168*178*178mm	ABS	T6
TPD12-60	12V	60Ah	19Kg	348*168*178*178mm	ABS	T6
TPD12-65	12V	65Ah	20.5Kg	348*168*178*178mm	ABS	T6
TPD12-70	12V	70Ah	21.5Kg	260*168*210*227mm	ABS	T6
TPD12-100	12V	100Ah	29.3Kg	329*172*214*243mm	ABS	T11
TPD12-120	12V	120Ah	34Kg	406*174*207*232mm	ABS	T11
TPD12-150	12V	150Ah	41.5Kg	483*170*240*240mm	ABS	T11
TPD12-200	12V	200Ah	59.5Kg	522*240*219*244mm	ABS	T11
TPD12-250	12V	250Ah	73.5Kg	520*269*220*249mm	ABS	T11

MODEL	VOLT	CAPACITY	APPROX. WEIGHT	DIMENSION (L×W×H×TH)	BOX MATERIAL	TERMINAL
TPD6-100	6V	100AH	15Kg	194*170*205*210mm	ABS	T6
TPD6-150	6V	150AH	23.5Kg	260*180*245*250mm	ABS	T7
TPD6-180	6V	180AH	36.5Kg	260*182*295*298mm	ABS	T11
TPD6-190	6V	190AH	28.5Kg	243*187*253*276mm	ABS	T11
TPD6-200	6V	200AH	30.5Kg	321*176*226*229mm	ABS	T11
TPD6-220	6V	220AH	32Kg	243*187*253*276mm	ABS	T11