

Monocrystalline 108 cells

# TRITON




**M10 182**  
9BB / 10BB/ 11BB



Guaranteed positive output  
selection 0 ~ +5 Wp  
by single measuring



3.2 mm anti-reflective glass



BLACK | WHITE



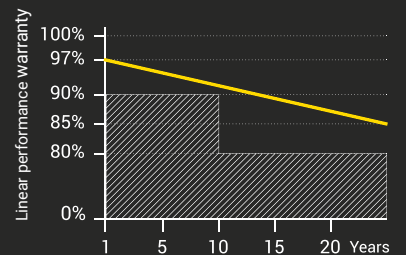
Maximum stability through  
aluminium soft grip frame



Maximum 5400 Pa snow load



15 years manufacturer's warranty  
25 years linear performance guarantee



## OUTPUT: 400 - 415 WATT

TRITON monocrystalline 108 halfcut cell series with multibusbar M10 cells is the newest top efficiency series. Halfcut cells are split in two halves to improve the performance and they are arranged in two parallel strings for a better management of shading. Featuring a 35 mm black anodized aluminium frame, TRITON series can combine visual attractiveness to conversion efficiency over 21 %.



power for a better world

STC	A-HCM400/108	A-HCM415/108
Maximum Power (Pmax) (W)	400	415
Open Circuit Voltage (Voc) (V)	37.07	37.45
Short Circuit Current (Isc) (A)	13.79	14.02
Voltage at Maximum Power (Vmpp) (V)	31.01	31.61
Current at Maximum Power (Impp) (A)	12.90	13.13
Module Efficiency (%)	20.48	21.25

STC (Standard Testing Condition): Irradiance 1000 W/m<sup>2</sup>, Cell Temperature 25 °C, Spectra at AM 1.5; Test uncertainty tolerance for Pmax, Voc and Isc: ±3 %

Electrical Parameters at NOCT	A-HCM400/108	A-HCM415/108
Maximum Power (Pmax) (W)	302	314
Open Circuit Voltage (Voc) (V)	34.88	35.37
Short Circuit Current (Isc) (A)	11.03	11.22
Voltage at Maximum Power (Vmpp) (V)	29.26	29.89
Current at Maximum Power (Impp) (A)	10.32	10.50

NOCT (Nominal Operating Cell Temperature): Irradiance 800 W/m<sup>2</sup>, Ambient Temperature 20 °C, Spectra at AM 1.5, Wind at 1 m/s

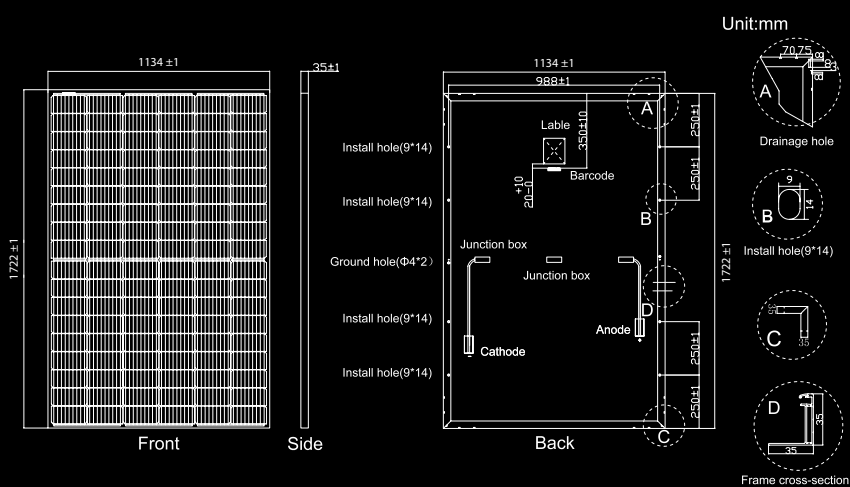
Temperature Characteristics	
Pmax Temperature Coefficients (W / °C)	-0.35 % / °C
Voc Temperature Coefficients (V / °C)	-0.27 % / °C
Isc Temperature Coefficients (A / °C)	+0.04 % / °C
NMOT Nominal Operating Cell Temperature (°C)	45 ±2 °C

Operating Conditions	
Operating Module Temperature	-40 °C ~ +85 °C
Maximum System Voltage	1500 V
Maximum Series Fuse Rating	25 A
Selection	0 ~ +5 W
Nominal Front Load	5400 Pa
Nominal Rear Load	2400 Pa
Class of Protection	II

Specifications	
Cell Type	Mono M10 182 9BB / 10BB / 11BB
Weight	21 kg ±3 %
Dimensions	1722x1134x35 mm (±0.7 %)
Cable Cross Section Size	4 mm <sup>2</sup> , cable approx 110 cm, QC4 compatible
No. of cells	108 (6x18)
Junction Box	IP67, 3 diodes
Frame	Black anodized aluminium
Front glass	3.2 mm high transmission, low iron, tempered glass

Packing Details	
Container Type	40'HC
No. of Pallets	26
Pieces per Pallet	31
Total quantity of modules	806

(1722x1134x35)



I-V Curve: (A-HCM400)

