


325W/300W SERIES



HIGH

CELL EFFICIENCY


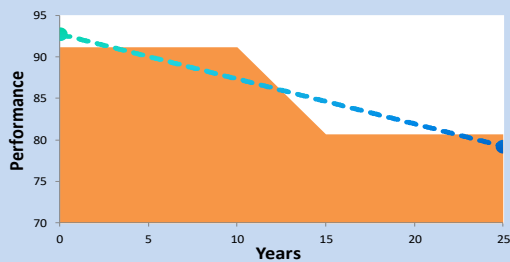
WARRANTIED

PRODUCT

0 - 5 W

POWER TOLERANCE

25 Years Performance Warranty



PV SILICON
TECHNOLOGIES

HIGHEST QUALITY MODULE NEVER HERE BEFORE

*Independently tested for proven product quality
and long-term reliability.*



Durability

Durable PV modules, independently tested for harsh environmental conditions such as exposure to salt mist, ammonia and known PID risk factors.



Advanced Glass

Our high-transmission glass features a unique anti-reflective coating that directs more light on the solar cells, resulting in a higher energy yield.



Corner Locking

The corner locking technique through aluminium corners furnishes our modules with more strength to bear the air pressure. It also strengthens glass for encountering the hails of size up to 25mm.



PID Resistant

Our PV modules have demonstrated resistance against PID (Potential Induced Degradation), which translates to security for your investment.

pvsilicontech.com
info@pvsilicontech.com

Factory:

8KM Raiwind Road, Bhubtian, Lahore.
Ph. No: 042-36162312

Head Office

Plot # 73-C, Al Ghani Street, Islamabad Farming Society D-17, Islamabad
Ph. no: 051-2361314-15, Fax: 051-2361316

POLYCRYSTALLINE 325W/300W SERIES

ELECTRICAL PERFORMANCE

Electrical parameters at Standard Test Conditions (STC)

Module type		PST 325-24/CM (PANDA)	PST 300-24/CP
Power output	P _{max}	325 W	300 W
Power output Tolerances	ΔP _{max}	0/+ 5 W	
Module efficiency	η _m	18.0%	17.5%
Open-circuit Voltage	V _{oc}	46.0 V	46.0 V
Voltage at P _{max}	V _{mp}	35.0 V	35.0 V
Current at P _{max}	I _{mp}	9.33 A	8.61 A
Short-circuit Current	I _{sc}	10.40 A	9.60 A
Maximum System Voltage	V _{max}	1000 V	1000 V

STC: 1000W/m² irradiance, 25°C module temperature, AM1.5g spectrum according to EN 60904-3. Average relative efficiency reduction of 3.3% at 200W/m² for Poly Crystalline and 1.9% for PANDA according to EN 60904-1.

THERMAL CHARACTERISTICS

Nominal operating cell temperature	NOCT	°C	46 +/- 2
Temperature coefficient of P _{max}	γ	%/°C	-0.42
Temperature coefficient of V _{oc}	β _{Voc}	%/°C	-0.32
Temperature coefficient of I _{sc}	α _{Isc}	%/°C	0.05
Temperature coefficient of V _{mpp}	β _{Vmpp}	%/°C	-0.42

CONSTRUCTION MATERIALS

Front cover (material / thickness)	low-iron tempered glass / 4.0mm
Cell (material)	Multi/Mono crystalline silicon
Cell (dimensions / number of busbars)	156mm x 156mm/ 2 or 3
Frame (material / color)	anodized aluminum alloy / silver
Frame (anodization color / edge sealing)	clear / silicone or tape
Junction box (protection degree)	≥ IP65
Plug connector (type / protection degree)	MC4 / IP67

Due to continuous innovation, research and product improvement, the specifications in this product information sheet are subject to change without prior notice. The specifications may deviate slightly and are not guaranteed.

OPERATING CONDITIONS

Max. system voltage	1000VDC
Max. series fuse rating	15A
Limiting reverse current	15A
Operating temperature range	-40°C to 85°C
Max. load, front (e.g., snow)	5400Pa
Max. load, back (e.g., wind)	2400Pa
Max. hailstone impact	25mm / 23m/s

PANEL I-V CURVES

